



SIC
SANDWICH ISLANDS COMPOSITES



2018 PRODUCT
COLLECTION

2018

SIC PRODUCT CATALOG

CONTENTS

BOUND BY WATER PG 4
TEAM PG 6
SHAPERS NOTES PG 8
PADDLE IMUA PG 10
GLIDE CENTERS PG 12
BOARD TECHNOLOGY PG 14
BOARD FINDER PG 20
RS SERIES PG 24
BAYONET SERIES PG 30
BULLET SERIES PG 32
F SERIES PG 36
FX SERIES PG 38
X SERIES PG 40
TRITON SERIES PG 42
AGENT SERIES PG 46
FEELGOOD SERIES PG 50
TAO SERIES PG 52
AIR-GLIDE SERIES PG 56
PADDLES PG 64
BAGS PG 68
ACCESSORIES PG 70
APPAREL PG 72
BOARD OVERVIEW PG 74





BOUND BY WATER

While the SIC pedigree is deeply rooted in racing, downwind paddling and surf, we realize that people paddle for infinitely more reasons. Paddling is for just about everyone. We all started as beginners on the ocean, a lake or a river. For most of us, we were introduced to the sport through a friend who had found their passion. What keeps us coming back? Perhaps it is the physical and mental health that we gain from paddling, our love for the water, and the connection with nature above and below the waterline.

Yes, at SIC we do like going fast. However, we also love sharing this transformative activity with others. Through SUP you will not only become a better paddler, you will be joining a paddle community. Through water, you will build new bridges that will take you across economic, social and cultural divides. It is through water that we illuminate our similarities, rather than our differences and therefore realize that we are all connected. We are all... **#BOUND BY WATER**



SIC TEAM...FAMILY...HUI...

SIC has been fortunate to work with many of the best paddle athletes, adventurers, surfers, and fitness gurus in the world. They are not only part of the team; they are part of the family, our ohana. Whether on the global team, a national rider, groom rider or local ambassador, the SIC Ohana is the heart and soul of the overall brand. Taking a top spot on the podium is only a small part of their job.

The team ensures that all SIC products are rigorously tested so that our customers can feel that SIC is truly best in class and a worthy choice for their ohana. Ensuring that the brand remains on the cutting edge of innovation while maintaining its humble values and authentic roots is also of key importance to the team. Most importantly, it is through the team that we ensure that when you step on an SIC product, you too have a world-class experience and the time of your life.

THE SIC GLOBAL TEAM INCLUDES:

Lina Augaitis, Andrea Moller, Jeremy Riggs, Seychelle Hattingh, Livio Menelau, Tamas Buday Jr.,
Caio Vaz (Not Pictured), Kody Kerbox (Not Pictured).

For more information about SIC global team, regional riders, grooms and global ambassadors to www.sicmaui.com/team

From Left to Right: Devin Blish, Jeremy Riggs, Lina Augaitis, Mark Raaphorst, Livio Menelau, Seychelle Hattingh, Tamas Buday Jr., Andrea Moller

SHAPERS NOTES

The year 2017 marks 30 years since my island arrival. I started building boards two years earlier in the Netherlands. After settling in on Maui I quickly sought out work that would allow me to further develop my board building skills. That early enthusiasm to create watercraft has never left my sight. In fact, it has consumed my life and has become my craft.

Over the years SUP shifted from a period of pioneering, to an industry exploding. I watched as many of the SIC testers became professional paddlers and began racking up victories. I think I may have envied them a bit. I then realized that my calling was slightly different, but no less important. As they honed their competition skills, I refined my shaping skills. As they stood proudly on the podium, I too stood proudly from the shadows of my shaping room. Whether paddling head-to-head in a contest or battling the elements in solitude on the open sea, we are all watermen and women. We are all just trying to make a better version of ourselves, inspire others and to somehow have a positive impact on the lives of others.

My mark and goal is to design a better, lighter, sleeker, faster, stronger, and more maneuverable creation. This is what inspired me from the outset and what still fuels a certain childlike excitement for me each and every day. While others dawn patrol a tranquil blue ocean swell, I often dawn patrol with loud power tools surrounded by white foam dust, glass and resin. To be fair, I have no shortage of time on the water. I have to test the products myself before they hit the market and my wish is that you feel this in every SIC product. I hope my tenacious drive will result in a better product for you. So the journey goes on and so does my drive to shape for you, the ultimate watercraft creation.

Mahalo for your trust in SIC and a hui hou (until we meet again)

Mark Raaphorst *Mark Raaphorst*



SOCIAL OUTREACH

We believe in the proverb, "To whomever much is given, of him will much be required." This is why SIC is proud to team up with the IMUA Family Services from the island of Maui, teaming up local pros and the paddle community for a fun-filled day on the water with local children with disabilities.



Imua Family Services' mission is to, "Empower children and their families to reach their full potential." Their programs and staff assist children and their families to overcome developmental learning challenges in their most critical formative years using play-based instruction designed to help them move forward.



Imua Keiki O Ke Kai (which means "go forward, children of the sea") was inspired by Andrea Moller's vision to offer Camp Imua kids a way to enjoy one-on-one time with ocean athletes on water. A day focused exclusively on the children of Camp Imua, Imua Keiki O Ke Kai is a unique event aimed at connecting children with special needs to the ocean and our local community of ocean athletes, as well as building community among families. Campers and their families gather at the Hawaiian Canoe Club for guided stand-up paddling, double-hull outrigger canoe paddling, and jet-ski rides.



Paddle Imua is an exciting annual multiple-discipline paddle race that raises funds to directly support Camp Imua, a weeklong recreational camp experience for special needs children ages 6-16 years. Paddle Imua brings the ocean sports community together to celebrate the lives of special needs children by embracing our connection to the ocean.



SIC GLIDE CENTERS

SIC "5-Star Glide Centers" are expanding across the globe. Make no mistake about it, while some boards look similar, the slightest variations in outline shape, rocker-line, rail profiling, foam distribution, material specification, fin placement, and so much more, make for big differences in equipment performance and ultimately your satisfaction on the water. Sometimes a website or a catalog is not enough and you want to try before you buy. We understand this and that is why SIC is working with leading retailers around the world to make SIC boards accessible to try before you buy and to allow you to feel the difference and select the right SIC board for your paddling requirements.

Our retail partners are the finest in their respective region, experts in the sport and are often instructors, coaches, or elite paddlers themselves. They can help you understand the difference between a plank that floats and slogs through the water versus one that will give you a 5-star glide. At SIC we believe customer service does not end when you leave the store, it ends when you are on the water and feel that your board not only meets your expectations, but exceeds them.

Featured SIC Glide Center: **101 Surf Sports in San Rafael California**. For more information about an SIC 5 Star Glide Center near you or to become one please visit sicmaui.com/glide-centers



FAST

FOOT ACTUATED STEERING TECHNOLOGY

The mission for the patented F.A.S.T. (Foot Actuated Steering Technology) was to revolutionize the steering that SIC originally created and integrated into stand-up paddle boards. The new F.A.S.T. system performs better than our original system (A.S.S. – Active Steering System) and is far more advanced than any other steering mechanism on the market today.

FAST MODELS:

BULLET-17.4, BULLET 14.0 V2, F-16.0, FX 12.6 TOUR, FX 14.0 TOUR

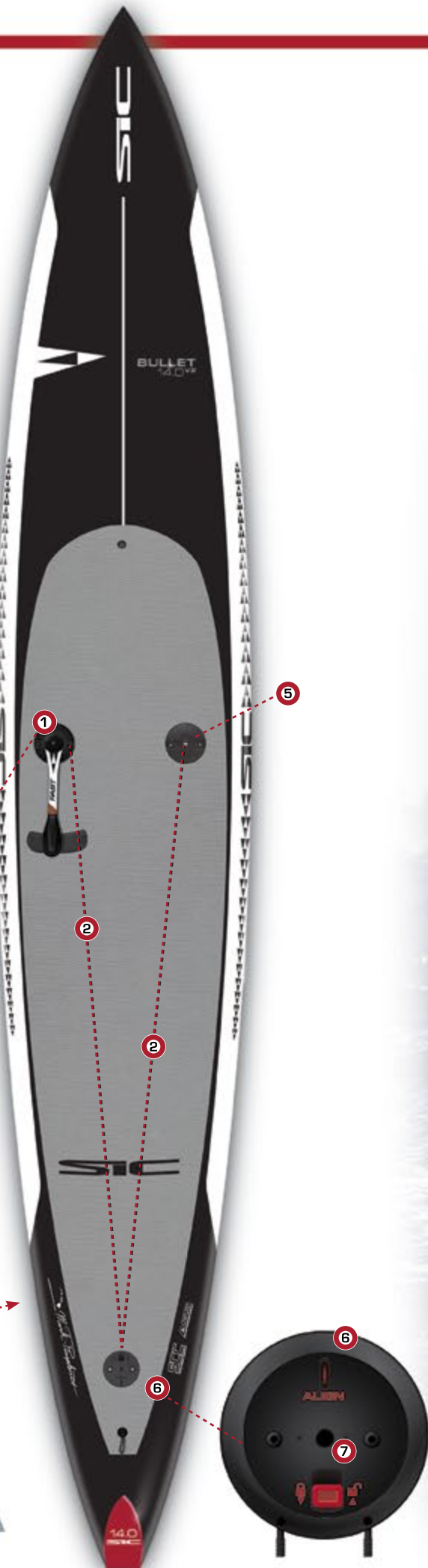

1. LOW PROFILE, HIGH QUALITY POLYCARBONATE TILLER ARM WITH EVA FOAM PADDING FOR GRIP AND COMFORT
2. PUSH-ROD CONTROLLED STEERING COMES PRE INSTALLED
3. CANTILEVER C-SPRING CONTROLLED TILLER ARM
4. PUSH-RODS CAN BE HARVESTED AND REPLACED IN THE EVENT OF FAILURE
5. DUMMY TILLER CUP CAN BE SWITCHED WITH ACTIVE TILLER IN MINUTES TO CHANGE FROM REGULAR TO GOOFY FOOTED PADDLERS
6. NEW RUDDER CUP DESIGN INTERNALIZES ALL STEERING MECHANISMS FOR A CLEANER DECK SURFACE AND ASSISTANCE IN ALIGNMENT



7. RUDDER LOCK OFF SWITCH OPTION OR SAFETY FAILOVER

8. DAGGER RUDDER EQUIPPED

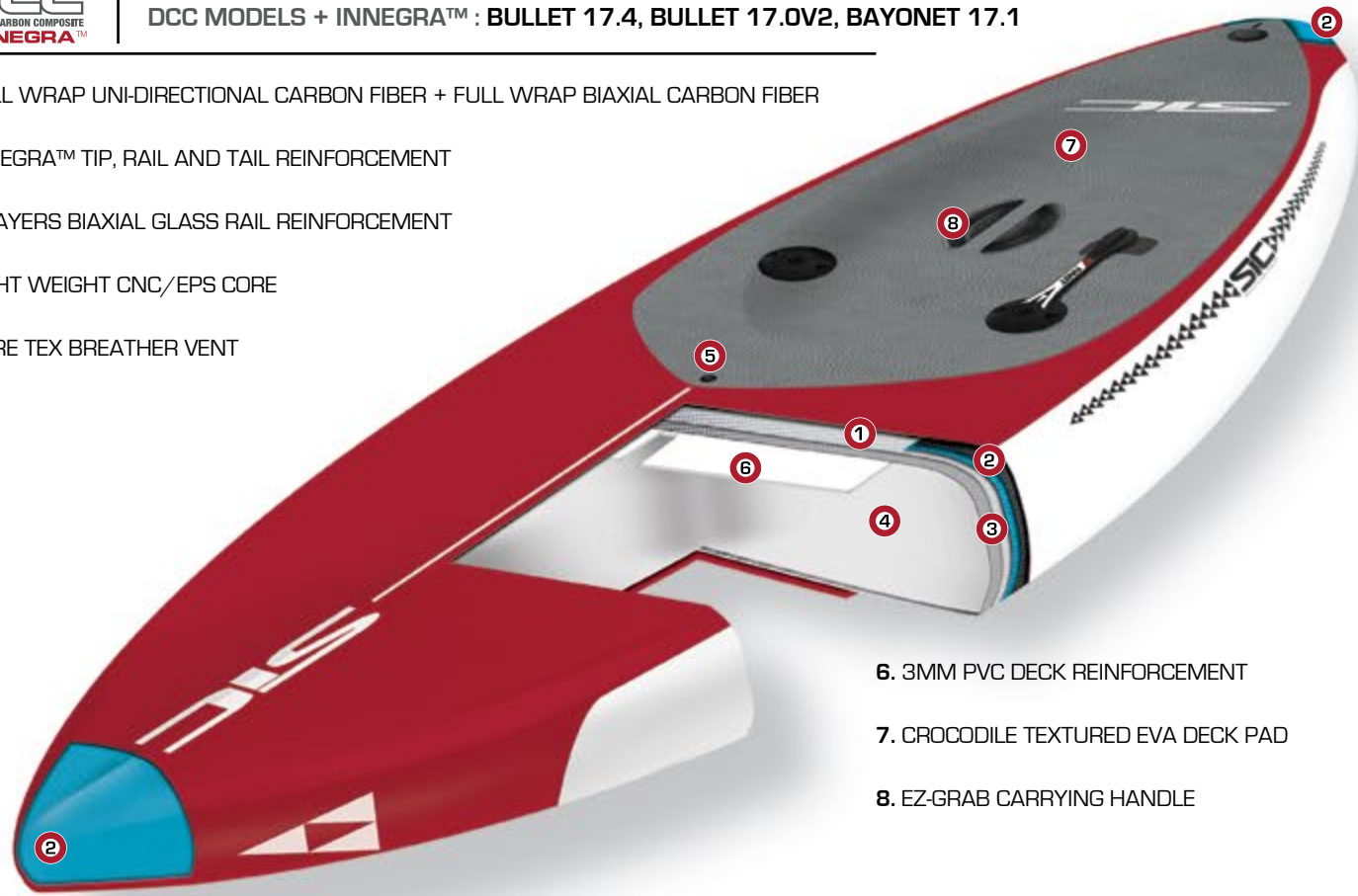
9. FINBOX ALSO ALLOWS FOR STANDARD LONGBOARD FIN INSTALLATION





DOUBLE CARBON COMPOSITE + INNEGRA™
 DCC MODELS + INNEGRA™ : BULLET 17.4, BULLET 17.0V2, BAYONET 17.1

1. FULL WRAP UNI-DIRECTIONAL CARBON FIBER + FULL WRAP BIAxIAL CARBON FIBER
2. INNEGRA™ TIP, RAIL AND TAIL REINFORCEMENT
3. 2-LAYERS BIAxIAL GLASS RAIL REINFORCEMENT
4. LIGHT WEIGHT CNC/EPS CORE
5. GORE TEX BREATHER VENT



6. 3MM PVC DECK REINFORCEMENT
7. CROCODILE TEXTURED EVA DECK PAD
8. EZ-GRAB CARRYING HANDLE




TUFF-WOOD CARBON
 TWC MODELS: X 12.6, X 14.0, BULLET 11.0, BULLET 12.6, BULLET 14.0V2

1. MOLDED BIAxIAL GLASS COMPOSITE
2. UNI-DIRECTIONAL CARBON RAIL STIFFENING/REINFORCEMENT
3. REINFORCED TUFF-WOOD DECK
4. LIGHT WEIGHT/MOLDED EPS CORE
5. GORE-TEX BREATHER VENT
6. EZ-GRAB CARRYING HANDLE



SINGLE CARBON COMPOSITE + INNEGRA™
 SCC + INNEGRA™ MODELS: F 14, BULLET 12.6, BULLET 14.0, BULLET 14.0V2, RS 12.6x23.5, RS 12.6x25, RS 12.6x27, RS 14.0x23, RS 14.0x24, RS 14.0x26, RS 14.0x28, BAYONET 14.0

1. FULL WRAP BIAxIAL CARBON FIBER
2. INNEGRA™ TIP, RAIL AND TAIL REINFORCEMENT
3. 2-LAYERS BIAxIAL GLASS RAIL REINFORCEMENT
4. 3MM HIGH DENSITY PVC DECK REINFORCEMENT
5. CROCODILE TEXTURED EVA DECK PAD




6. EZ-GRAB CARRYING HANDLE
7. LIGHT WEIGHT CNC/EPS CORE
8. GORE-TEX BREATHER VENT



GLASS COMPOSITE
 GC MODELS: F 11.0, F 12.0

1. DOUBLE WRAP FIBERGLASS COMPOSITE
2. REINFORCED TUFF-WOOD DECK (F12, F14, HAVE PVC)
3. LIGHT WEIGHT CNC/EPS CORE
4. CROCODILE TEXTURED EVA DECK PAD
5. GORE-TEX BREATHER VENT
6. EZ-GRAB CARRYING HANDLE

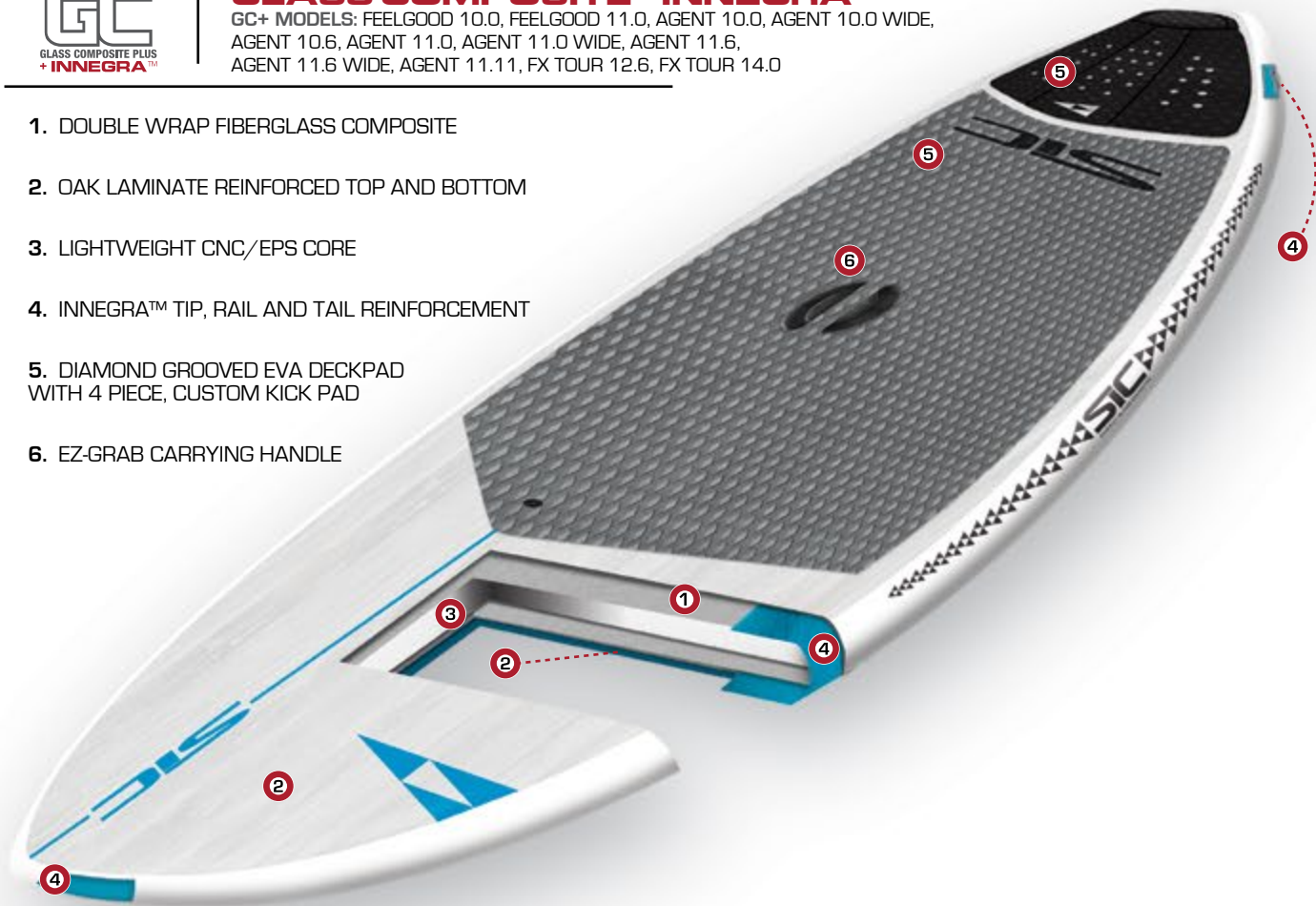




GLASS COMPOSITE + INNEGRA™

GC+ MODELS: FEELGOOD 10.0, FEELGOOD 11.0, AGENT 10.0, AGENT 10.0 WIDE, AGENT 10.6, AGENT 11.0, AGENT 11.0 WIDE, AGENT 11.6, AGENT 11.6 WIDE, AGENT 11.11, FX TOUR 12.6, FX TOUR 14.0

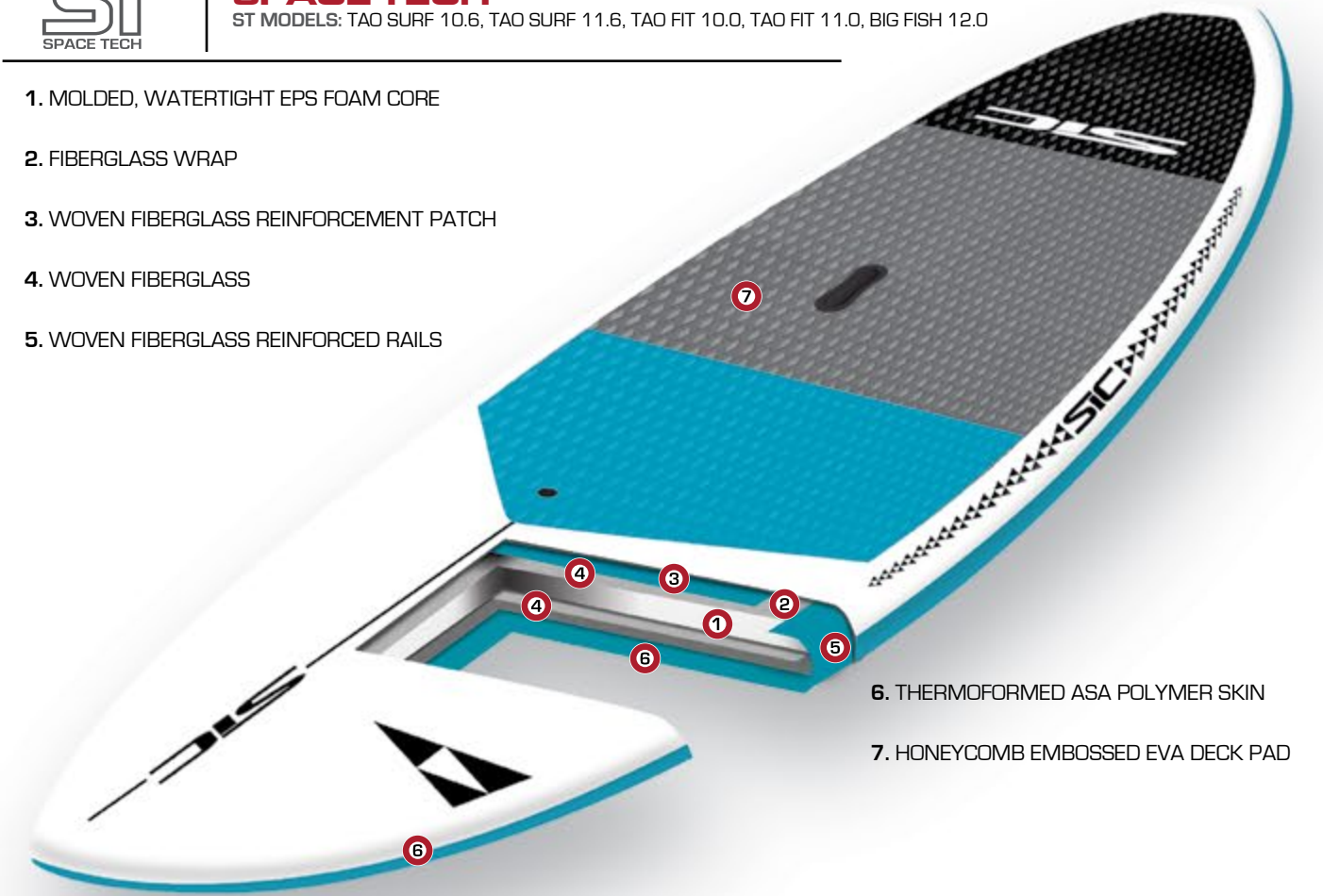
1. DOUBLE WRAP FIBERGLASS COMPOSITE
2. OAK LAMINATE REINFORCED TOP AND BOTTOM
3. LIGHTWEIGHT CNC/EPS CORE
4. INNEGRA™ TIP, RAIL AND TAIL REINFORCEMENT
5. DIAMOND GROOVED EVA DECKPAD WITH 4 PIECE, CUSTOM KICK PAD
6. EZ-GRAB CARRYING HANDLE



SPACE TECH

ST MODELS: TAO SURF 10.6, TAO SURF 11.6, TAO FIT 10.0, TAO FIT 11.0, BIG FISH 12.0

1. MOLDED, WATERTIGHT EPS FOAM CORE
2. FIBERGLASS WRAP
3. WOVEN FIBERGLASS REINFORCEMENT PATCH
4. WOVEN FIBERGLASS
5. WOVEN FIBERGLASS REINFORCED RAILS



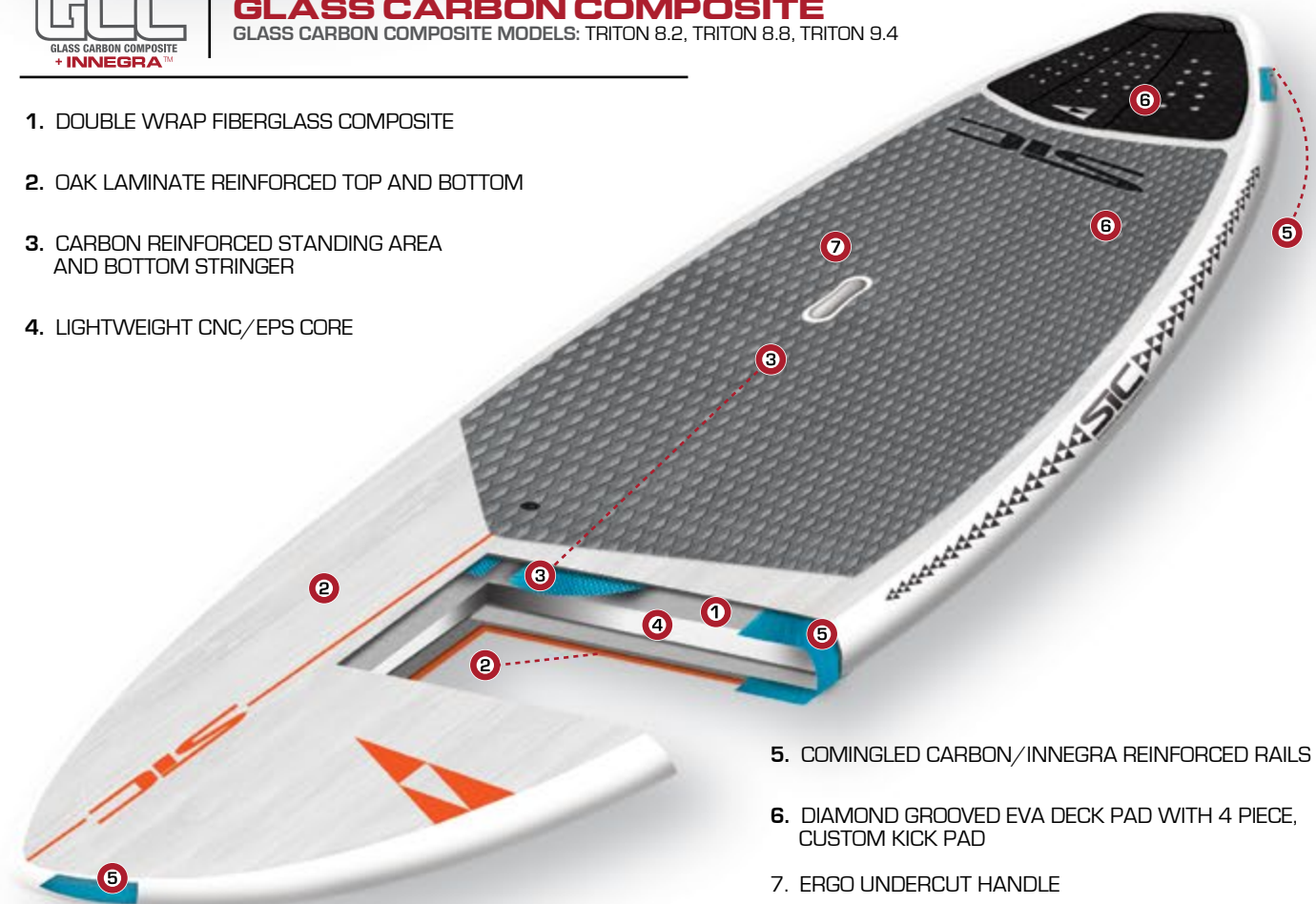
6. THERMOFORMED ASA POLYMER SKIN
7. HONEYCOMB EMBOSSED EVA DECK PAD



GLASS CARBON COMPOSITE

GLASS CARBON COMPOSITE MODELS: TRITON 8.2, TRITON 8.8, TRITON 9.4

1. DOUBLE WRAP FIBERGLASS COMPOSITE
2. OAK LAMINATE REINFORCED TOP AND BOTTOM
3. CARBON REINFORCED STANDING AREA AND BOTTOM STRINGER
4. LIGHTWEIGHT CNC/EPS CORE



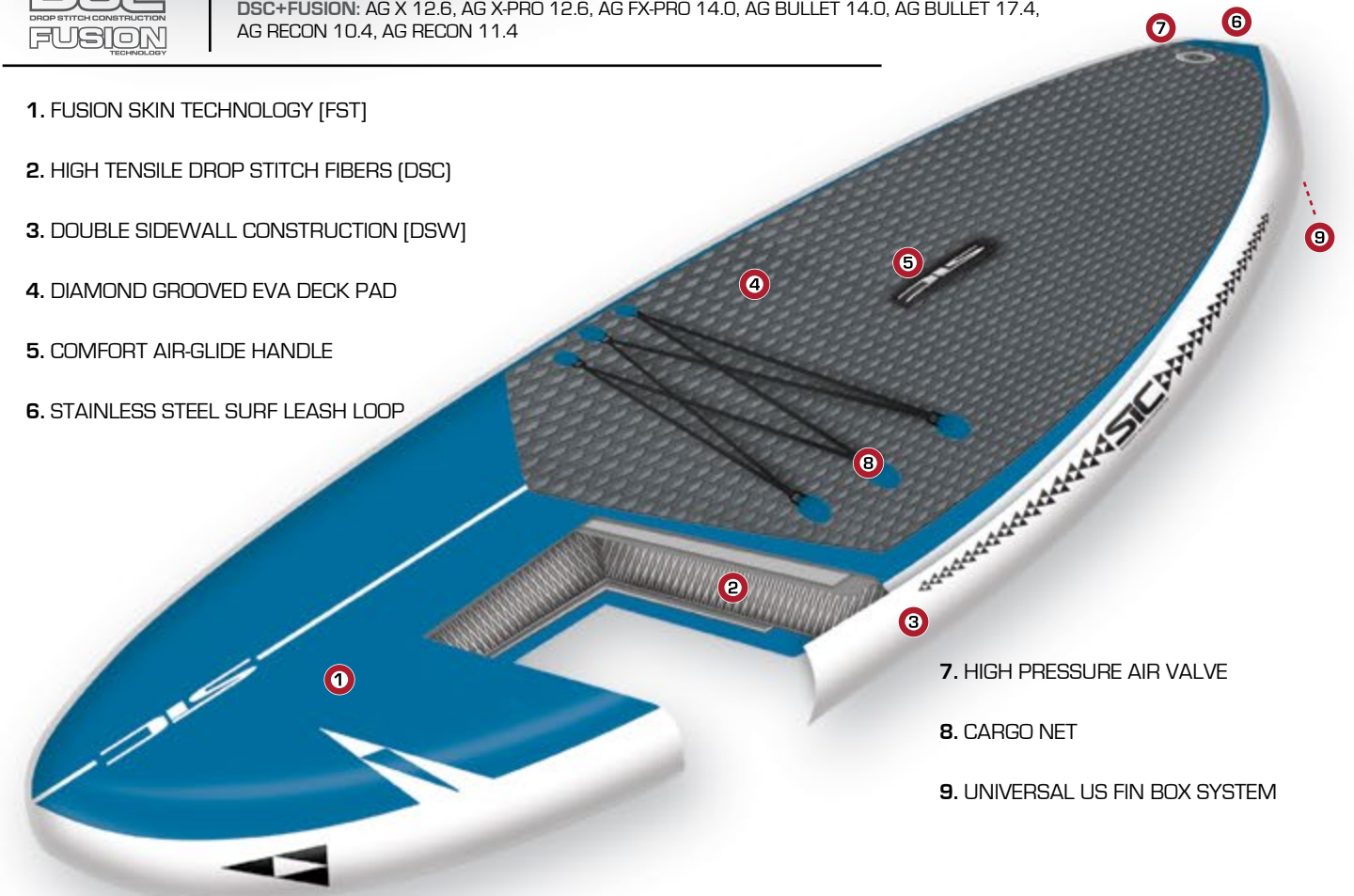
5. COMINGLED CARBON/INNEGRA REINFORCED RAILS
6. DIAMOND GROOVED EVA DECK PAD WITH 4 PIECE, CUSTOM KICK PAD
7. ERGO UNDERCUT HANDLE



DROP STITCH CONSTRUCTION + FUSION TECHNOLOGY

DSC+FUSION: AG X 12.6, AG X-PRO 12.6, AG FX-PRO 14.0, AG BULLET 14.0, AG BULLET 17.4, AG RECON 10.4, AG RECON 11.4

1. FUSION SKIN TECHNOLOGY [FST]
2. HIGH TENSILE DROP STITCH FIBERS (DSC)
3. DOUBLE SIDEWALL CONSTRUCTION [DSW]
4. DIAMOND GROOVED EVA DECK PAD
5. COMFORT AIR-GLIDE HANDLE
6. STAINLESS STEEL SURF LEASH LOOP



7. HIGH PRESSURE AIR VALVE
8. CARGO NET
9. UNIVERSAL US FIN BOX SYSTEM

FIND THE RIGHT HULL
**BOARD
 FINDER**



PLANING HULL
 MOUNTAIN BIKE OF SUP



Standard Characteristics: Considered the mountain bike of the water, planing hull boards have no limits on where they can go. These boards are most recognizable by their flat planing bottom, pointed nose and pin tail shapes. While the original shapes were derived from open ocean and downwind designs, these shapes have proved to be the most well rounded, sea-worthy, all-around shapes in SUP. Planing boards have less rocker than a surfboard which means they track and glide very well although not as well as a displacement hull. They are designed to excel in cross-chop, side-chop with a tail wind or wave scenarios and can be surfed in small to mid size waves. If you are looking for a board with unbridled access to any condition for unlimited fun, then there is no better design.



DISPLACEMENT HULL
 ROAD BIKE OF SUP



Standard Characteristics: Considered the road bike of the water due to its quick acceleration, efficient glide and top end speed in smooth conditions. Displacement hull boards are easily identifiable by their rounded bottom shape and piercing nose style in the bow. The nose of the board generally is designed to pierce the water, aid in board tracking and cut through chop to reduce drag and promote glide, as well as top end speed. The rocker line is generally flat and the volumes are greater than surf style boards. The added volume allows the board to float higher in the water which reduces drag thereby promoting better glide ratios and unlocks top end speed. Increased volume and width typically provides more stability, especially for heavier paddlers. Conversely, narrower boards are faster but less stable, depending on the paddler's weight and skill level.



SURF SHAPES
 BEACH CRUISER/BMX BIKE OF SUP



Standard Characteristics: Our surf shapes have a broad range of use like that of a beach cruiser or a BMX bike. These boards are designed for fun cruising paddles to hard charging maneuverable surfboards. Easily identifiable by their iconic surfboard outlines, they are scaled up in volume and width to float you while you are cruising or waiting for your wave in the line-up. The rocker lines are appropriately adjusted to meet the performance needs of the paddler and intended use. This style of board is not designed to paddle great distances as they have a lower glide ratio when compared to a displacement or planing design. Longboard style shapes have a moderate rocker for more of a long board feel and recreational paddling. Shortboard style shapes have a more progressive rocker to promote carving the wave face. Fin setup can vary from a single main fin to thruster and quad setups.



INFLATABLES
 FOLDABLE BIKE OF SUP



Standard Characteristics: Inflatables are the best way to get into paddling if you have limited storage space, have a small car, are on the run and never know when you will have time to hit the water or simply like the versatility and convenience. Inflatables are most recognizable by the fact that they come in a small backpack style bag, take up very little space and are equipped with a high volume/high pressure pump. They come in as many shapes and sizes as you can imagine and cover the full range of disciplines. They are generally 6 inch drop stitch construction which is thicker than a standard composite board. Inflatables also have higher volume and more stability than composite boards of similar lengths and widths. You can drop it or run it onto the rocks and for the most part and not worry about it. In the event of a puncture, all SIC inflatables come equipped with a repair kit that's as easy as fixing a flat tire on your bike. They lack the full performance of a composite board but advancements in materials and construction have closed the gap considerably. You will not be disappointed.

	SURF	RECREATION	TOURING	DOWNWIND	RACE	ELITE RACE
PLANING HULL						
BAYONET 14.0 (SCC)						
BAYONET 17.1 +FAST (DCC)						
BULLET 11.0 (TWC)						
BULLET 12.6 (TWC)						
BULLET 12.6 (SCC)						
BULLET 14.0 V2 (TWC)						
BULLET 14.0 V2 (SCC)						
BULLET 14.0 V2 +FAST (SCC)						
BULLET 17.4 +FAST (DCC)						
BULLET 17.0 V2 +FAST (DCC)						
F 11.0 (GC)						
F 12.0 (GC)						
F 14.0 (GC)						
DISPLACEMENT HULL						
RS 12.6 x 23.5 (SCC)						
RS 12.6 x 25 (SCC)						
RS 12.6 x 27 (SCC)						
RS 14.0 x 23 (SCC)						
RS 14.0 x 24.5 (SCC)						
RS 14.0 x 26 (SCC)						
RS 14.0 x 28 (SCC)						
FX 12.6 TOUR +FAST (GCI)						
FX 14.0 TOUR +FAST (GCI)						
X 12.6 (TWC)						
X 14.0 (TWC)						
SURF SHAPES						
TRITON 8.2 (GCC)						
TRITON 8.8 (GCC)						
TRITON 9.4 (GCC)						
AGENT 10.0 (GC+)						
AGENT 10.0 WIDE (GC+)						
AGENT 10.6 (GC+)						
AGENT 11.0 (GC+)						
AGENT 11.0 WIDE (GC+)						
AGENT 11.6 (GC+)						
AGENT 11.11 (GC+)						
FEELGOOD 10.0 (GC+)						
FEELGOOD 11.0 (GC+)						
TAO SURF 10.6 (ST)						
TAO SURF 11.6 (ST)						
TAO FIT 10.0 (ST)						
TAO FIT 11.0 (ST)						
BIG FISH 12.0 (ST)						
INFLATABLES						
AG X 12.6 (DSC+FUSION)						
AG X 12.6 PRO (DSC+FUSION)						
AG FX 14.0 PRO (DSC+FUSION)						
AG BULLET 14.0 (DSC+FUSION)						
AG BULLET 17.4 (DSC+FUSION)						
AG RECON 10.4 (DSC+FUSION)						
AG RECON 11.4 (DSC+FUSION)						
AG TAO 9.6 (SST)						
AG TAO 10.6 (SST)						
AG TAO 11.6 (SST)						
AG TAO FIT 11.6 (SST)						

NEW FOR 2018

RS SERIES

RS 12.6 X 23.5, RS 12.6 X 25, RS 12.6 X 27,
RS 14.0 X 23, RS 14.0 X 24.5, RS 14.0 X 26,
RS 14.0 X 28

DISPLACEMENT HULL

ROAD BIKE OF SUP 

Short for "Rocket Ship," the RS Series is proving to be one of the fastest all-water race boards in the world. We have developed and tested these shapes starting at Pacific Paddle Games 2016 and have made countless prototypes, refining and honing in on the perfect design characteristics. In 2017 all the R&D culminated into final prototypes that would be put to the test in technical, long distance, sprint, and downwind races in order to validate that the RS is one of the fastest, most well rounded, all water race boards in the world. This board has been a top finisher against the world's elite paddlers in races such as the Olukai, Association of Paddlesurf Professionals Tour - Ho'okipa Beach on Maui, the Carolina Cup and on The Euro Tour. These boards have been tested more than any other race board in SIC's history. The RS has proven to be race ready and will surely take you to the top of your game and the front of the pack.

Aside from racing, the team has had a lot of fun on the wider width models, testing them in a variety conditions, touring and blasting downwind runs with friends. The shape and various widths and volumes have proven to be amazing for performance cruising, recreational fitness and touring. Offered in 7 sizes - 3 widths in the RS 12.6 (23.5, 25.0, 27.0,) and 4 widths in the 14.0 (23, 24.5, 26.0, 28.0). These boards will replace the majority of the previously offered X Pro and X Pro-Lite as well as FX and FX Pro series boards.

TECHNOLOGY / FEATURES:

The RS Series is comes in an SCC+ (Single Carbon Composite + Innegra™) construction. A perfect balance of overall volume and foam distribution; the more voluminous bow keeps the board from purling when paddling downwind and through chop. The center-line running down the foredeck sheds water quickly from the deck; geometrically it helps to stiffen the board, which further contributes to the board's speed. The midsection has a slightly dug out cockpit in the standing area, positioning the paddler closer to the waterline for enhancing stability and power to the board. The cockpit transitions to flat as you move to the tail for unimpeded movement when you step back to pivot turn or when standing on the tail on a downwind run. A wide tail provides for greater stability rail-to-rail and the tail does not bob up and down when paddling with a high cadence stroke. One of the most noticeable design characteristics is the channel on the bottom of the board. This helps to create high pressure under the board, further enhancing stability, directing water flow over the fin and promotes a straighter line through the water, as a straight line is the fastest distance between two points. The boards come complete with EZ-Grab handle, 12K carbon Weedless fin, two race handles, leash plugs for your bungee tie downs and leash attachments on the tail or in front of the standing area.





NEW FOR 2018

RS 12.6 x 23.5

FLAT-WATER | OPEN WATER | TOURING | RACE

SINGLE CARBON COMPOSITE + INNEGRA™ SCC

LENGTH	WIDTH	VOLUME	WEIGHT
12'6"	23.5"	254L	23Lbs
381cm	59.7cm		10.5kgs (+/- 10%)

FEATURES
 (SCC) Single Carbon Composite full wrap biaxial carbon with Innegra™ tip, rail and tail reinforcement, PVC reinforced deck, croc skin EVA deck pad, 12K carbon Weedless fin, Gore-Tex breather valve, EZ-Grab handle, multiple leash attachment options, 2 race handles, Cargo Bungee, 4 rail drain holes.



NEW FOR 2018

RS 12.6 x 25

FLAT-WATER | OPEN WATER | TOURING | RACE

SINGLE CARBON COMPOSITE + INNEGRA™ SCC

LENGTH	WIDTH	VOLUME	WEIGHT
12'6"	25"	270L	24.2Lbs
381cm	63.5cm		11.0kgs (+/- 10%)

FEATURES
 (SCC) Single Carbon Composite full wrap biaxial carbon with Innegra™ tip, rail and tail reinforcement, PVC reinforced deck, croc skin EVA deck pad, 12K carbon Weedless fin, Gore-Tex breather valve, EZ-Grab handle, multiple leash attachment options, 2 race handles, Cargo Bungee, 4 rail drain holes.



NEW FOR 2018

RS 12.6 x 27

FLAT-WATER | OPEN WATER | TOURING | RACE

SINGLE CARBON COMPOSITE + INNEGRA™ SCC

LENGTH	WIDTH	VOLUME	WEIGHT
12'6"	27"	291L	25.3Lbs
381cm	68.6cm		11.5kgs (+/- 10%)

FEATURES
 (SCC) Single Carbon Composite full wrap biaxial carbon with Innegra™ tip, rail and tail reinforcement, PVC reinforced deck, croc skin EVA deck pad, 12K carbon Weedless fin, Gore-Tex breather valve, EZ-Grab handle, multiple leash attachment options, 2 race handles, Cargo Bungee, 4 rail drain holes.



NEW FOR 2018

RS 14.0 x 23

FLAT-WATER / OPEN WATER / TOURING / RACE

SINGLE CARBON COMPOSITE + INNEGRA™ **SCC**

LENGTH	WIDTH	VOLUME	WEIGHT
14.0'	23"	279L	24.2Lbs
426.7cm	58.4cm		11.0kgs (+/- 10%)

FEATURES
(SCC) Single Carbon Composite full wrap biaxial carbon with Innegra™ tip, rail and tail reinforcement, PVC reinforced deck, croc skin EVA deck pad, 12K carbon Weedless fin, Gore-Tex breather valve, EZ-Grab handle, multiple leash attachment options, 2 race handles, Cargo Bungee, 4 rail drain holes.



NEW FOR 2018

RS 14.0 x 24.5

FLAT-WATER / OPEN WATER / TOURING / RACE

SINGLE CARBON COMPOSITE + INNEGRA™ **SCC**

LENGTH	WIDTH	VOLUME	WEIGHT
14.0'	24.5"	297L	25.8Lbs
426.7cm	62.2cm		11.7kgs (+/- 10%)

FEATURES
(SCC) Single Carbon Composite full wrap biaxial carbon with Innegra™ tip, rail and tail reinforcement, PVC reinforced deck, croc skin EVA deck pad, 12K carbon Weedless fin, Gore-Tex breather valve, EZ-Grab handle, multiple leash attachment options, 2 race handles, Cargo Bungee, 4 rail drain holes.



NEW FOR 2018

RS 14.0 x 26

FLAT-WATER / OPEN WATER / TOURING / RACE

SINGLE CARBON COMPOSITE + INNEGRA™ **SCC**

LENGTH	WIDTH	VOLUME	WEIGHT
14.0'	26"	315L	27.3Lbs
426.7cm	66cm		12.4kgs (+/- 10%)

FEATURES
(SCC) Single Carbon Composite full wrap biaxial carbon with Innegra™ tip, rail and tail reinforcement, PVC reinforced deck, croc skin EVA deck pad, 12K carbon Weedless fin, Gore-Tex breather valve, EZ-Grab handle, multiple leash attachment options, 2 race handles, Cargo Bungee, 4 rail drain holes.



NEW FOR 2018

RS 14.0 x 28

FLAT-WATER / OPEN WATER / TOURING / RACE

SINGLE CARBON COMPOSITE + INNEGRA™ **SCC**

LENGTH	WIDTH	VOLUME	WEIGHT
14.0'	28"	340L	28.4Lbs
426.7cm	71.1cm		12.9kgs (+/- 10%)

FEATURES
(SCC) Single Carbon Composite full wrap biaxial carbon with Innegra™ tip, rail and tail reinforcement, PVC reinforced deck, croc skin EVA deck pad, 12K carbon Weedless fin, Gore-Tex breather valve, EZ-Grab handle, multiple leash attachment options, 2 race handles, Cargo Bungee, 4 rail drain holes.

NEW FOR 2018

BAYONET SERIES

BAYONET 14, BAYONET 17

PLANING HULL

MOUNTAIN BIKE OF SUP

The Bayonet Series is not a progression from the Bullet 14.0 v2 / Bullet 17.1, it is an extension, a derivative of its world-class next of kin, the Bullet. The Bayonet was tweaked and tuned to meet the needs of the SIC team and elite downwind paddlers around the world. With a focus on early planing capability and increasing top-end speed, the Bayonet will surely continue SIC's legacy of having the fastest downwind boards in the world. The Bullets remain without a doubt some of the fastest downwind boards in the world, however, comparatively are wider and therefore are for paddlers who want speed without giving up rail-to-rail stability.

BAYONET 14.0:

After years of shaping, testing, racing and creating world-class watercraft, Raaphorst took all of this cumulative knowledge into the shaping bay and what came out was the Bayonet 14.0 and Bayonet 17.1. A sleek, narrow and super-fast downwind board that worked amazing in sub-twenty knot conditions and increased top end speed in all conditions. This board does not have F.A.S.T. for 2018. As many downwind races in the 14.0 class are fixed-fin, we opted to leave F.A.S.T. off to make sure the board is as light as possible. This board features a higher bow volume, lowered deck standing area and balanced outline. The board has a balanced outline and wider tail to enhance rail-to-rail stability.

BAYONET 17.1:

The Bayonet is a close replica of a board that was designed by Mark Raaphorst/SIC. The rider, who happens to be sponsored by another brand, have ridden the Bayonet development boards to numerous victories in the prestigious M20 and other downwind races in recent years. Traditionally the winds during this 4.5 hour +/- race average 12-15 knots. Bumps are hard to get into to and the angle of the prevailing wind is mainly from an angle or from the side presenting a greater challenge than a straight downwind course. To make matters even more challenging, the competitors face confused waters towards the end at China Wall and a grueling upwind section at Hawaii Kai. The Bayonet was specifically designed to be stable, plane early in smaller swell and pierce through head-on wind and chop. As it turns out, these are often similar conditions that paddlers face on their local downwind runs (i.e. not ideal trade winds and groomed swell like a Maliko run). The Bayonet is a fast and comfortable ride. The nose is similar to the Bullet Series but with more volume. The balanced outline provides surprising rail-to-rail stability for the boards overall width. It shares a similar rocker line as the Bullet.

TECHNOLOGY / FEATURES:

The Bayonet is shaped with a flat bottom (planing hull) and is offered in a 14.0 length without F.A.S.T, however, comes stock with a 12k carbon Weedless fin and is constructed in SCC+ (Single Carbon Composite + Innegra™) construction. The Bayonet 17.1 is built with DCC+ (Double Carbon Composite + Innegra™) for a super stiff and durable hull. Also equipped with F.A.S.T and a 12K carbon weedless fin. Both sizes feature an EZ-Grab carry handle, leash plug in the tail and GoPro mount on the nose.



NEW FOR 2018

BAYONET 14.0

ALL-ROUND FITNESS / TOURING / DOWNWIND

SINGLE CARBON COMPOSITE + INNEGRA™ **SCC+**

LENGTH	WIDTH	VOLUME	WEIGHT
14'0"	26"	295L	26.5Lbs
426.7cm	66cm		12KGS (+/- 10%)

FEATURES
(SCC+) Single Carbon Composite + Innegra™ full wrap biaxial carbon with Innegra™ tip, rail and tail reinforcement, PVC reinforced deck, croc skin EVA deck pad, 12K carbon Weedless fin, Gore-Tex breather valve, EZ-Grab handle, multiple leash attachment options.

NEW FOR 2018

BAYONET 17.1

TOURING / DOWNWIND / RACE

DOUBLE CARBON COMPOSITE + INNEGRA™ **DCC+**

LENGTH	WIDTH	VOLUME	WEIGHT
17'4"	25"	350L	34Lbs
518.1cm	63.5cm		15.4KGS (+/- 10%)

FEATURES
(DCC+) Double Carbon Composite + Innegra™ - full wrap biaxial carbon with Innegra™ tip, rail and tail reinforcement, PVC reinforced deck, croc skin EVA deck pad, 12K carbon Weedless Fin, Gore-Tex breather valve, EZ-Grab handle, multiple leash attachment options, comes with F.A.S.T. and 3K carbon Dagger fin, U.S. finbox compatible.

F.A.S.T. (FOOT ACTUATED STEERING TECHNOLOGY)

BULLET SERIES

BULLET 11.0, BULLET 12.6, BULLET 14.0V2, BULLET 17.4, BULLET 17.0V2

PLANING HULL

MOUNTAIN BIKE OF SUP 

The Bullet Series has become an icon not only for its open water prowess and downwind superiority; these boards have gained a huge following from paddlers who love cruising, touring, fitness and even mixing in a bit of surf. Stable, fun, fast and incredibly versatile the Bullet can literally do it all. The Bullet has won numerous awards for its overall performance and versatile fun. While the Bullet series is often imitated it has never been successfully duplicated.

TECHNOLOGY / FEATURES:

The Bullet features a flat bottom (planing hull), which gives the board a very stable platform rail-to-rail and smooth glide through the water. The overall rocker line makes the board perform very well in a variety of conditions planing over chop and down swells, as well as enabling rail-to-rail steering when on glide. The high volume in the rails provides unprecedented stability in wind or boat chop and helps the board have a get-up-and-go feeling. The decking of the board features a lightly contoured shape for increased control, minimizes foot cramping and encourages water drainage. Offered in TWC (Tough Wood Carbon) or SCC+ (Single Carbon Composite + Innegra™), basically the same shape in a high performance carbon or durable glass carbon option. The boards come complete with EZ-Grab handle and 12K carbon Weedless fin. F.A.S.T. (Foot Actuated Steering Technology) with 3K carbon Dagger rudder is offered on the Bullet 14.0 v2, Bullet 17.4 v1 and Bullet 17.0 v2.



BULLET 11.0

ALL-ROUND FITNESS / TOURING / DOWNWIND

TUFF-WOOD CARBON TWC			
LENGTH	WIDTH	VOLUME	WEIGHT
11'0"	28.25"	208L	26.7Lbs
335.3cm	71.8cm		12.1kgs (+/- 10%)


FEATURES
(TWC) Tough Wood Carbon - molded construction with wood reinforced deck, carbon reinforced/stiffening rail wrap, croc skin EVA deck pad, cargo net, U.S. standard box / 12K carbon Weedless fin, Gore-Tex breather valve, EZ-Grab handle, multiple leash attachment options.

BULLET 12.6

ALL-ROUND FITNESS / TOURING / DOWNWIND

TUFF-WOOD CARBON TWC			
LENGTH	WIDTH	VOLUME	WEIGHT
12'6"	28.25"	237L	30.2Lbs
381.0cm	71.8cm		13.7kgs (+/- 10%)

FEATURES
(TWC) Tough Wood Carbon - molded construction with wood reinforced deck, carbon reinforced/stiffening rail wrap, croc skin EVA deck pad, cargo net, U.S. standard box / 12K carbon Weedless fin, Gore-Tex breather valve, EZ-Grab handle, multiple leash attachment options. (SCC+) Single Carbon Composite + Innegra™ - full wrap biaxial carbon with Innegra™ tip, rail and tail reinforcement, PVC reinforced deck, croc skin EVA deck pad, 12K carbon Weedless fin, Gore-Tex breather valve, EZ-Grab handle, multiple leash attachment options.

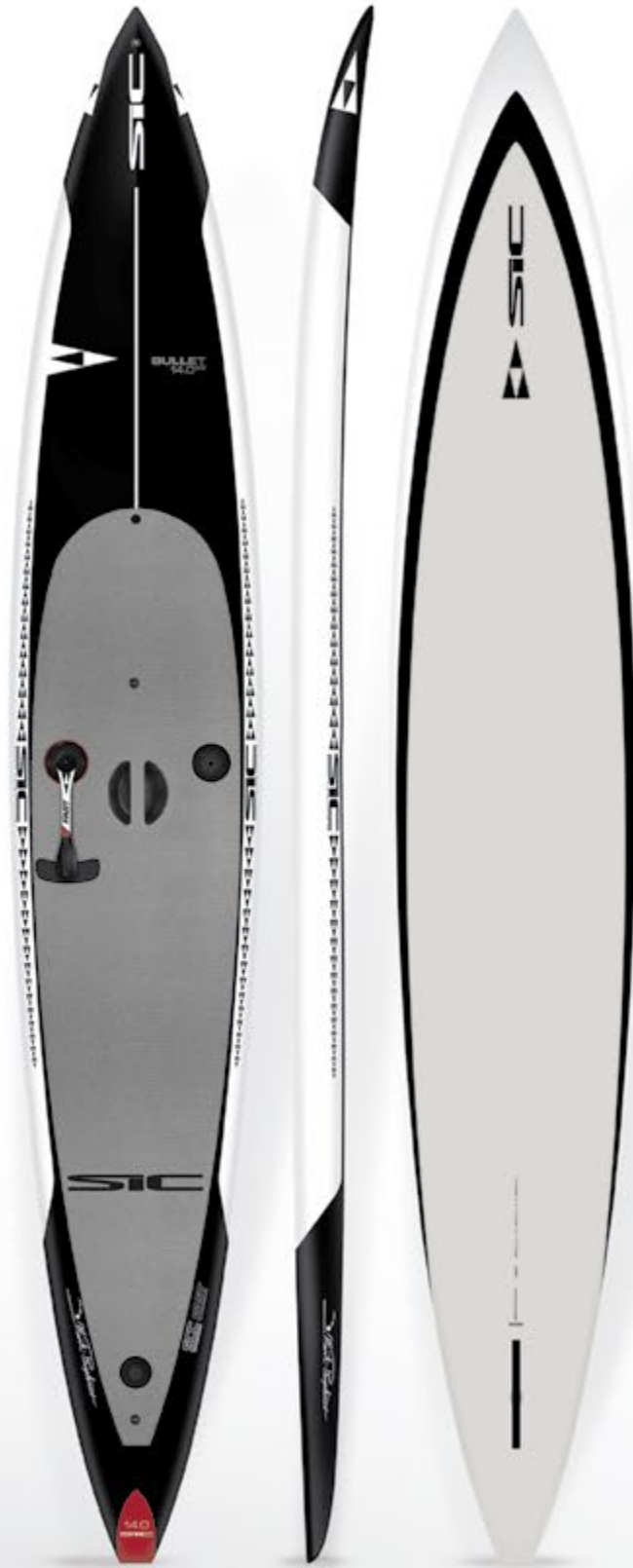


BULLET 14.0^{v2}

ALL-ROUND FITNESS | TOURING | DOWNWIND

TUFF-WOOD CARBON TWC			
LENGTH	WIDTH	VOLUME	WEIGHT
14'0"	27.25"	269L	31.3LBS
426.7cm	69.2cm		14.2kgs (+/- 10%)

FEATURES
(TWC) Tough Wood Carbon - molded construction with wood reinforced deck, carbon reinforced/stiffening rail wrap, croc skin EVA deck pad, cargo net, U.S. standard box / 12K carbon Weedless fin, Gore-Tex breather valve, EZ-Grab handle, multiple leash attachment options.



BULLET 14.0^{v2}

FITNESS | TOURING | DOWNWIND | RACE

SINGLE CARBON COMPOSITE + INNEGRA™ SCC			
LENGTH	WIDTH	VOLUME	WEIGHT
14'0"	27.25"	269L	27LBS
426.7cm	69.2cm		12.3kgs (+/- 10%)

WITH **FAST** STEERING

LENGTH	WIDTH	VOLUME	WEIGHT
14'0"	27.25"	269L	29LBS
426.7cm	69.2cm		13.2kgs (+/- 10%)

FEATURES
(SCC) Single Carbon Composite + Innegra™ - full wrap biaxial carbon with Innegra™ tip, rail and tail reinforcement, PVC reinforced deck, croc skin EVA deck pad, 12K carbon Weedless fin, Gore-Tex breather valve, EZ-Grab handle, multiple leash attachment options, **Optional:** with or without F.A.S.T. Steering.



BULLET 17.4

TOURING | DOWNWIND | RACE

DOUBLE CARBON COMPOSITE + INNEGRA™ DCC			
LENGTH	WIDTH	VOLUME	WEIGHT
17'4"	26.6"	370L	36.6LBS
528.3cm	67.6cm		16.6kgs (+/- 10%)

***FAST**=(FOOT ACTUATED STEERING TECHNOLOGY)

FEATURES
(DCC) Double Carbon Composite + Innegra™ - full wrap biaxial carbon with Innegra™ tip, rail and tail reinforcement, PVC reinforced deck, croc skin EVA deck pad, 12K carbon Weedless Fin, Gore-Tex breather valve, EZ-Grab handle, multiple leash attachment options, comes stock with F.A.S.T. with 3K carbon Dagger fin, U.S. finbox compatible.



BULLET 17.0^{v2}

TOURING | DOWNWIND | RACE

DOUBLE CARBON COMPOSITE + INNEGRA™ DCC			
LENGTH	WIDTH	VOLUME	WEIGHT
17'0"	28"	343L	34.4LBS
518.2cm	71.1cm		15.6kgs (+/- 10%)

***FAST**=(FOOT ACTUATED STEERING TECHNOLOGY)

FEATURES
(DCC) Double Carbon Composite + Innegra™ - full wrap biaxial carbon with Innegra™ tip, rail and tail reinforcement, PVC reinforced deck, croc skin EVA deck pad, 12K carbon Weedless Fin, Gore-Tex breather valve, EZ-Grab handle, multiple leash attachment options, comes stock with F.A.S.T. with 3K carbon Dagger fin, U.S. finbox compatible.

F SERIES

F11.0, F 12.0, F14.0

PLANING HULL

MOUNTAIN BIKE OF SUP

The F Series range of boards has garnered huge appreciation for its Bullet like performance characteristics with its planing hull design, bringing these benefits to a wider range of paddler abilities. Not everyone has predictable trade winds and swell that lines up like corduroy. In fact, many people are paddling in lakes and harbors where just dealing with boat chop can be frustrating and challenging to stay on your board. Having designed and tested board shapes, rockers, widths, and volumes in the most challenging conditions in the world, Raaphorst came up with the perfect prescription for the board that can handle the widest variety of conditions and paddlers. This board has been tested extensively by Jeremy Riggs who is not only one of the most accomplished open-ocean paddlers, but also one of the most sought-after paddle coaches for open-ocean and downwind paddling. The F Series boards let people focus on fundamentals because they are not worrying about falling off the board. The performance of this board remains at a high level and will give a novice paddler room to grow into a recreational expert.

TECHNOLOGY / FEATURES:

The F Series offers all the same design benefits of the Bullet Series, like a flat bottom (planing hull) for smooth-gliding performance. Wider mid and tail width, higher overall volume and full rails make the F Series the most stable planing hull design in the SIC range. The rocker line is based on the Bullet v2 rockers, which means nice glide and early planing. While the F Series handles 20+ knots downwind runs nicely, it excels in sub 20 knots. For 2018 the F 14.0 will come in SCC+ (Single Carbon Composite + Innegra™) construction, while the F 11.0 and F 12.0 will continue to be offered in SIC GC (Glass Composite) construction for the best strength, weight, durability, value, and ratio. The boards come complete with EZ-Grab handle, 12K carbon Weedless fin as well as leash plugs and bungee tie downs.



F 11.0

ALL-ROUND FITNESS | TOURING | DOWNWIND

GLASS COMPOSITE GC			
LENGTH	WIDTH	VOLUME	WEIGHT
11'0"	30"	235L	27.1Lbs
335.3cm	76.2cm		12.3kgs (+/- 10%)

FEATURES
 (GC) Glass Composite Glass Layup, PVC reinforced deck, croc skin EVA deck pad, cargo net, U.S. standard box / 12K carbon Weedless fin, Gore-Tex breather valve, EZ-Grab handle, multiple leash attachment options.

F 12.0

ALL-ROUND FITNESS | TOURING | DOWNWIND

GLASS COMPOSITE GC			
LENGTH	WIDTH	VOLUME	WEIGHT
12'0"	30"	265L	28.2Lbs
365.7cm	76.2cm		12.8kgs (+/- 10%)

FEATURES
 (GC) Glass Composite Glass Layup, PVC reinforced deck, croc skin EVA deck pad, cargo net, U.S. standard box / 12K carbon Weedless fin, Gore-Tex breather valve, EZ-Grab handle, multiple leash attachment options.

F 14.0

ALL-ROUND FITNESS | TOURING | DOWNWIND

SINGLE CARBON COMPOSITE + INNEGRA™ SCC			
LENGTH	WIDTH	VOLUME	WEIGHT
14'0"	30"	298L	28Lbs
426.7cm	76.2cm		12.7kgs (+/- 10%)

FEATURES
 (SCC) Single Carbon Composite + Innegra™ Full wrap biaxial carbon + Innegra™ tip, rail and tail reinforcement, PVC reinforced deck, croc skin EVA deck pad, 12K carbon Weedless fin, Gore-Tex breather valve, EZ-Grab handle, multiple leash attachment options

FX SERIES

FX 12.6 TOUR, FX 14.0 TOUR

DISPLACEMENT HULL
ROAD BIKE OF SUP 

The FX Tour Series is built with the true adventure paddler in mind. An all-water, displacement hull design allows this board to power through oncoming chop and the rounded bow cuts down on slapping down off the backside of chop and mitigates purling in the trough. This board is a must-have for true touring and adventure paddling enthusiasts. The wider mid-width and tail provides great rail-to-rail stability and the ability to support a higher center of gravity with gear strapped to the deck of the board. Better than a mule to load and haul your gear for daytripping, overnight excursions, week-long adventures or a fishing expedition; no other boards come close to the FX Tour. Whatever your pleasure, the wind can be a nuisance and even a significant danger if you cannot steer your board and maintain a heading. The FX Tour gives you that edge to get you back home safely. With the SIC patented F.A.S.T. system, you will have unprecedented directional control over your board. If you don't want to use the F.A.S.T. feature, you can either lock off the rudder or put in a standard U.S. fin box compatible fin. The options are yours.

TECHNOLOGY / FEATURES

Featured in the GC (Glass Composite + Innegra™) construction, this board is a bit heavier in the hand, but you won't feel that difference in the water. The tradeoff for weight is the substantially enhanced durability with the glass and Innegra™ blend of materials. If you are truly on adventure, chances are you will be in close proximity to rocks and debris, so durability is critical. Equipped with the F.A.S.T. system and 3K carbon Dagger rudder, EZ-Grab handle, leash plugs on the tail and fore deck, and a flat deck to tie down a cooler fore or aft with bungee tie downs.



FX 12.6 TOUR

FLAT-WATER / OPEN WATER / TOURING / RACE

GLASS COMPOSITE INNEGRA™ 			
LENGTH	WIDTH	VOLUME	WEIGHT
12'6"	30"	310L	34.6Lbs
381cm	76.2cm		15.7Kgs (+/- 10%)

*FAST=(FOOT ACTUATED STEERING TECHNOLOGY)

FEATURES
(GC) Glass Composite + Innegra - glass composite with Innegra™ tip, rail and tail reinforcement, PVC reinforced deck, croc skin EVA deck pad, 12K carbon Weedless fin, Gore-Tex breather valve, EZ-Grab handle, multiple leash attachment options, comes stock with F.A.S.T. Steering with 3K carbon Dagger fin, U.S. finbox compatible.

FX 14.0 TOUR

FLAT-WATER / OPEN WATER / TOURING / RACE

GLASS COMPOSITE INNEGRA™ 			
LENGTH	WIDTH	VOLUME	WEIGHT
14'0"	30"	349L	37.5Lbs
426.7cm	76.2cm		17Kgs (+/- 10%)

*FAST=(FOOT ACTUATED STEERING TECHNOLOGY)

FEATURES
(GC) Glass Composite + Innegra - glass composite with Innegra™ tip, rail and tail reinforcement, PVC reinforced deck, croc skin EVA deck pad, 12K carbon Weedless fin, Gore-Tex breather valve, EZ-Grab handle, multiple leash attachment options, comes stock with F.A.S.T. Steering with 3K carbon Dagger fin, U.S. finbox compatible.

XSERIES

X 12.6, X 14.0

DISPLACEMENT HULL
ROAD BIKE OF SUP 

The X Series has become a flat-water fan favorite for the paddler looking for a board with maximum stroke-to-glide ratio. A wave-piercing bow, displacement hull and a highly efficient 2-phase rocker-line keeps the X Series boards in glide mode between strokes. Full rails encourage stability so the rider can put his or her energy into their stroke rather than wasting precious energy to maintain balance.

TECHNOLOGY / FEATURES:

Sharp rails at the tail shear water for drag reduction and unleash nearly unlimited top-end speed. This board is a staple for the recreational fitness and touring paddler. If you are inclined to enter your local race series, this board will not let you down. The X Series is offered in SIC ultra-durable TWC (Tough Wood Carbon) construction, providing a great balance of performance and durability at an accessible price. The boards come complete with EZ-Grab handle, carbon 12K carbon Weedless fin, as well as leash plugs for your bungee tie downs.



X 12.6

ALL AROUND / FLAT-WATER / TOURING / RACE

TUFT WOOD CARBON			TWC
LENGTH	WIDTH	VOLUME	WEIGHT
12'6"	29.5"	266L	33.5LBS
381cm	74.9cm		15.2kgs (+/- 10%)

FEATURES
(TWC) Tough Wood Carbon - molded construction with wood reinforced deck, carbon reinforced/stiffening rail wrap, croc skin EVA deck pad, cargo net, U.S. standard box / 12K carbon Weedless fin, Gore-Tex breather valve, EZ-Grab handle, multiple leash attachment options

X 14.0

ALL AROUND / FLAT-WATER / TOURING / RACE

TUFT WOOD CARBON			TWC
LENGTH	WIDTH	VOLUME	WEIGHT
14'0"	28.5"	296L	33.7LBS
426.7cm	72.4cm		15.3kgs (+/- 10%)


FEATURES
(TWC) Tough Wood Carbon - molded construction with wood reinforced deck, carbon reinforced/stiffening rail wrap, croc skin EVA deck pad, cargo net, U.S. standard box / 12K carbon Weedless fin, Gore-Tex breather valve, EZ-Grab handle, multiple leash attachment options

PERFORMANCE SURF

TRITON SERIES

TRITON 8.2, TRITON 8.8, TRITON 9.4

SURF SHAPE

BEACH CRUISER +
BMX BIKE OF SUP 

The Triton Series is a performance surf series for paddlers looking to progress from recreational paddler to rock star. Able to surf at the highest level of performance, the Triton's generous widths and volume mean that these boards are also stable and buoyant, making it easy to get through the break and into the surf zone. Not every day in the lineup is glassy, so the generous widths help keep a stable platform under you while standing in wait for that perfect wave. The rocker is designed to balance speed and maneuverability and the pintail helps on steeper faces, allowing you to get the board around nicely in the pocket and with your cut-backs. The nose of these models is more pulled-in than the Agent boards to help hold a line on steeper faces. The single to double concave finishes with a five-fin setup using FCS II fin boxes to enable use as either as a thruster or quad. This board will give you great confidence and control like no other.

TECHNOLOGY / FEATURES:

The boards are built to last featuring SIC's GCC+ (Glass Carbon Composite + Innegra™) construction. The wood sandwich construction has been reinforced with carbon in the standing area and a UD carbon stringer on bottom of the board provides a stiff yet lively flex. There is a 360 degree co-woven (carbon and Innegra™) rail wrap adding additional pop and durability against paddle blade impact. The deck pads feature a four piece, custom EVA kick pad to keep your foot firmly planted to power the board through turns. Featuring a 2+2 fin setup with 12K carbon side bites or run it as a 2+1. The boxes are FCS II, which are compatible with FCS I fins. FCS I fins are supplied with the boards.





TRITON 8.2

PERFORMANCE SURF

GLASS CARBON COMPOSITE			
LENGTH	WIDTH	VOLUME	WEIGHT
8'2"	28"	118L	18.3LBS
249cm	71.1cm		8.3KGS (+/- 10%)

FEATURES
 (GCC) Glass composite + Innegra™ - wood sandwich construction top and bottom, carbon reinforced deck and commingled carbon and Innegra™ rail wrap for durability, UD carbon stringer on the bottom for pop, diamond grooved EVA deck with kick pad. Five FCS 2 fin boxes compatible with FCS II and FCS I fins, 12K carbon fin set (Three/Four) and can be ridden as a quad or thruster setup, Gore-Tex breather valve, Ergo undercut handle and double leash plugs.



TRITON 8.8

PERFORMANCE SURF

GLASS CARBON COMPOSITE			
LENGTH	WIDTH	VOLUME	WEIGHT
8'8"	29"	130L	19.2LBS
264cm	73.7cm		8.7KGS (+/- 10%)

FEATURES
 (GCC) Glass composite + Innegra™ - wood sandwich construction top and bottom, carbon reinforced deck and commingled carbon and Innegra™ rail wrap for durability, UD carbon stringer on the bottom for pop, diamond grooved EVA deck with kick pad. Five FCS 2 fin boxes compatible with FCS II and FCS I fins, 12K carbon fin set (Three/Four) and can be ridden as a quad or thruster setup, Gore-Tex breather valve, Ergo undercut handle and double leash plugs.



TRITON 9.4

PERFORMANCE SURF

GLASS CARBON COMPOSITE			
LENGTH	WIDTH	VOLUME	WEIGHT
9'4"	30"	144L	20.5LBS
285cm	76.2cm		9.3KGS (+/- 10%)

FEATURES
 (GCC) Glass composite + Innegra™ - wood sandwich construction top and bottom, carbon reinforced deck and commingled carbon and Innegra™ rail wrap for durability, UD carbon stringer on the bottom for pop, diamond grooved EVA deck with kick pad. Five FCS 2 fin boxes compatible with FCS II and FCS I fins, 12K carbon fin set (Three/Four) and can be ridden as a quad or thruster setup, Gore-Tex breather valve, Ergo undercut handle and double leash plugs.

RECREATIONAL SURF AGENT SERIES

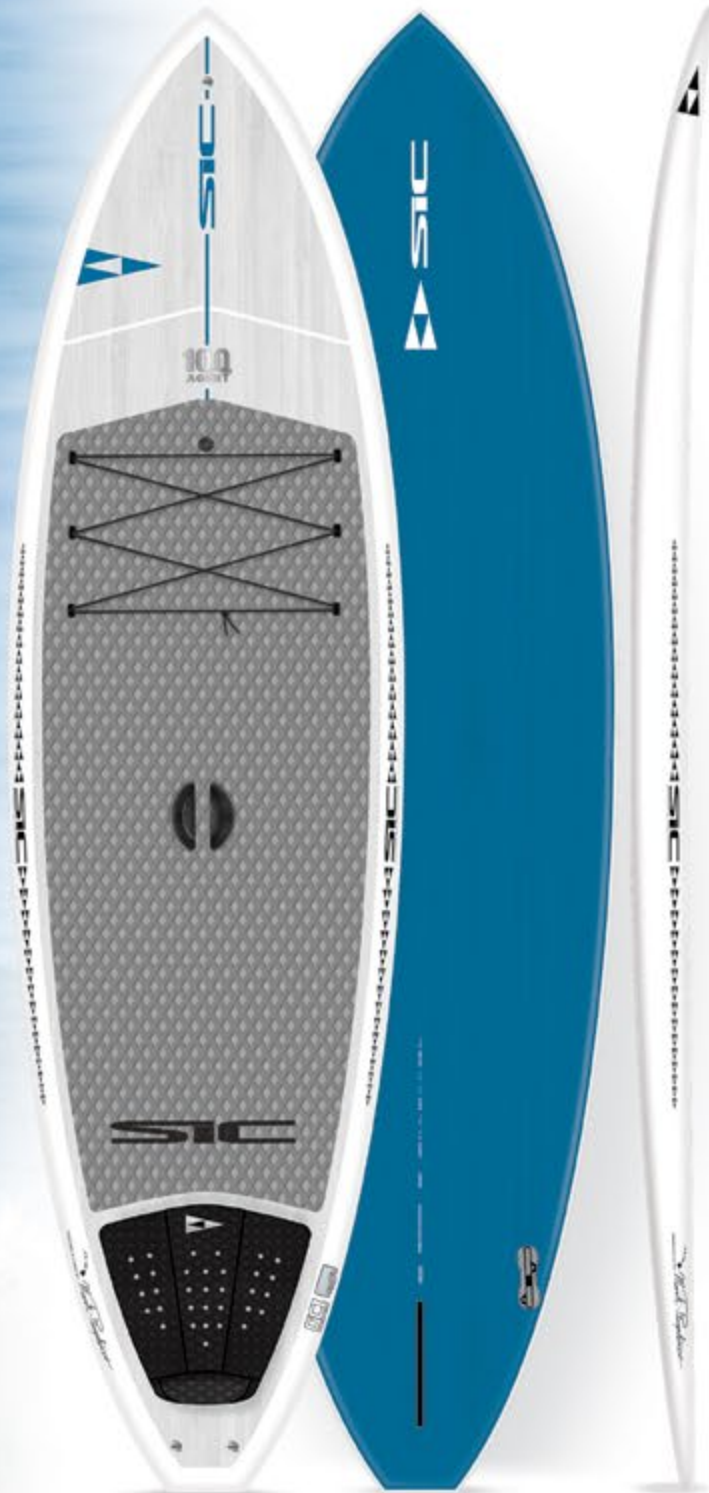
AGENT 10.0, AGENT 10.0-WIDE, AGENT 10.6,
AGENT 11.0, AGENT 11.0-WIDE, AGENT 11.6,
AGENT 11.6-WIDE, AGENT 11.11

SURF SHAPE
BEACH CRUISER +
BMX BIKE OF SUP 

The Agent Series is the ideal board for paddlers looking a super fun board that can do it all. From small to medium sized waves, this versatile surf cruiser is perfect in a wide variety of conditions. Stable and fun for the whole family, you will not be limited as this board also excels on lakes, rivers, wakesurfing and more. With a range offering seven lengths in a variety of widths; you will have sufficient volume and width variation to accommodate nearly any size paddler, large and small.

TECHNOLOGY / FEATURES:

SIC's GC+ (Glass Composite + Innegra™) construction features a lightweight wood and glass sandwich construction with Innegra™ wrapping 360 degrees around the rails for strength and durable protection against paddle impact and the inevitable knock or drop on your way to and from the water. Our EZ Grab handle makes carrying your equipment, loading and unloading off the car, dock or boat, a breeze. These boards come standard with two leash plugs to maximize your options and on big days provide a backup against pullouts. The EVA decking also has a comfortable EVA kick pad to help you power through your bottom turns. Featuring a 2+1 fin setup with 12K carbon main fin and thrusters. The thruster boxes are FCS II, which are compatible with FCS I fins. FCS I fins are supplied with the boards.

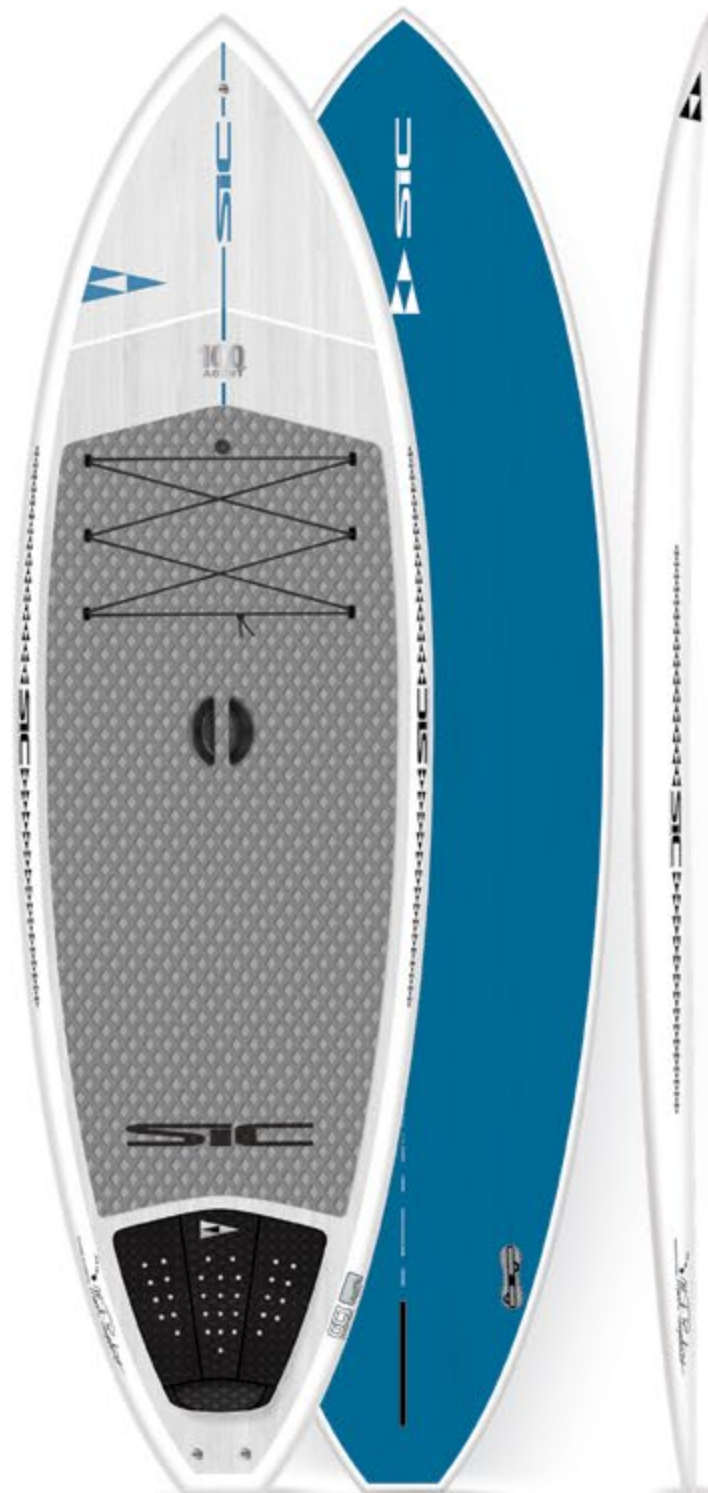


AGENT 10.0

ALL-ROUND | SURF | RECREATION

GLASS COMPOSITE PLUS 			
LENGTH	WIDTH	VOLUME	WEIGHT
10'0"	32.0"	180L	23.8Lbs
305cm	81.2cm		10.8kgs (+/- 10%)

FEATURES
(GC+) Glass composite + Innegra™ - wood sandwich construction top and bottom, glass reinforced deck and Innegra™ rail wrap, diamond grooved EVA deck with kick pad, two FCS II fin boxes compatible with FCS II and FCS I fins, standard fin box for main fin, 12K carbon fin set (Three/Four) + single Mahi 9" main fin, can be ridden as a thruster or single fin setup, Gore-Tex breather valve, EZ-Grab handle, double leash plugs, cargo net

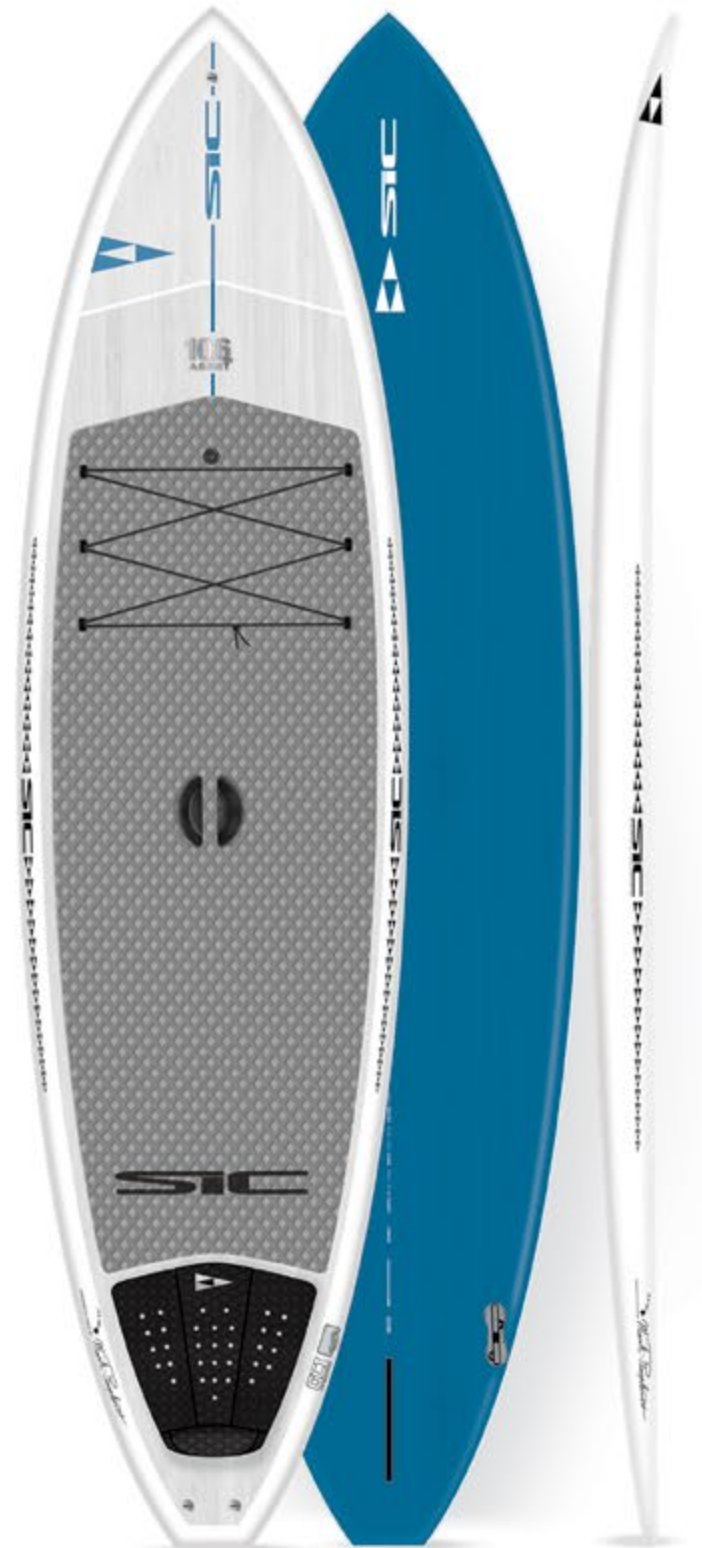


AGENT 10.0 WIDE

ALL-ROUND | SURF | RECREATION

GLASS COMPOSITE PLUS 			
LENGTH	WIDTH	VOLUME	WEIGHT
10'0"	34"	201L	24.9Lbs
305cm	86.4cm		11.3kgs (+/- 10%)

FEATURES
(GC+) Glass composite + Innegra™ - wood sandwich construction top and bottom, glass reinforced deck and Innegra™ rail wrap, diamond grooved EVA deck with kick pad, two FCS II fin boxes compatible with FCS II and FCS I fins, standard fin box for main fin, 12K carbon fin set (Three/Four) + single Mahi 9" main fin, can be ridden as a thruster or single fin setup, Gore-Tex breather valve, EZ-Grab handle, double leash plugs, cargo net

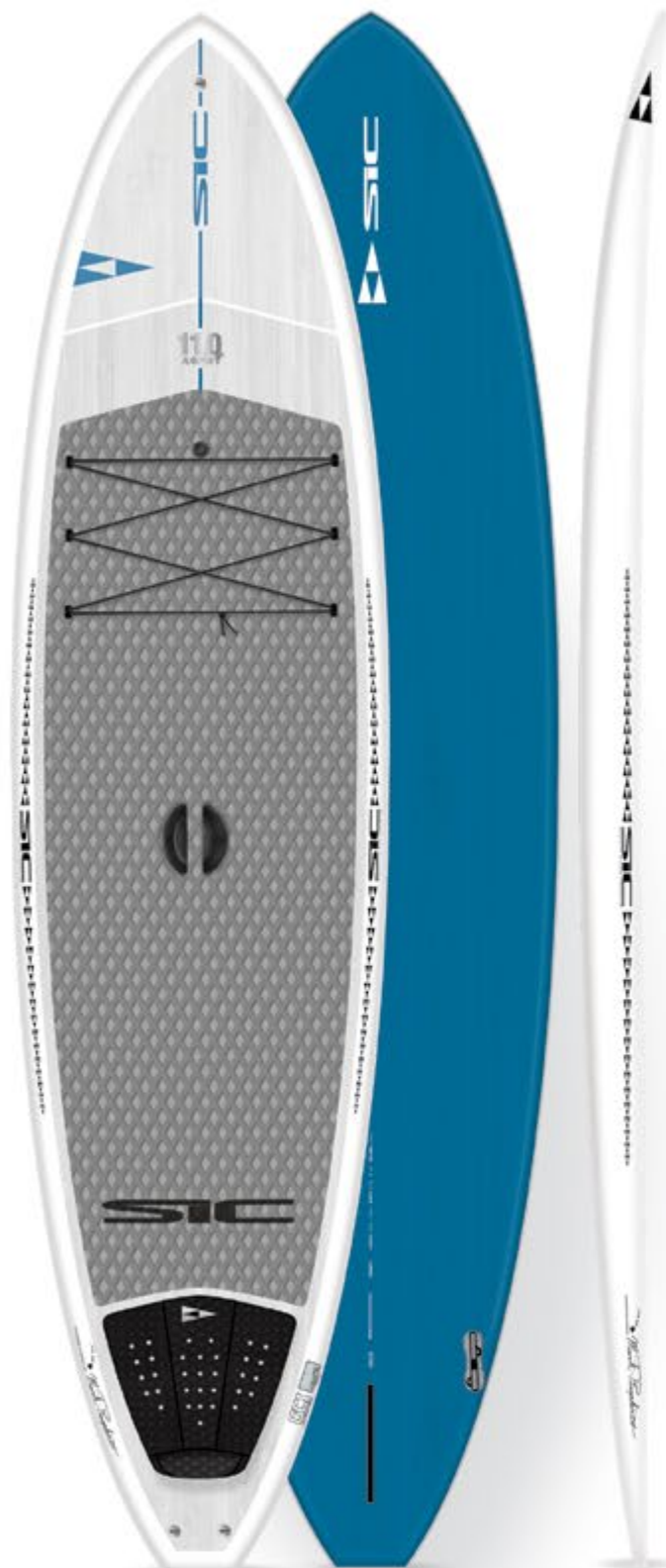


AGENT 10.6

ALL-ROUND | SURF | RECREATION

GLASS COMPOSITE PLUS 			
LENGTH	WIDTH	VOLUME	WEIGHT
10'6"	32"	192L	26.5Lbs
320cm	81.2cm		12kgs (+/- 10%)

FEATURES
(GC+) Glass composite + Innegra™ - wood sandwich construction top and bottom, glass reinforced deck and Innegra™ rail wrap, diamond grooved EVA deck with kick pad, two FCS II fin boxes compatible with FCS II and FCS I fins, standard fin box for main fin, 12K carbon fin set (Three/Four) + single Mahi 9" main fin, can be ridden as a thruster or single fin setup, Gore-Tex breather valve, EZ-Grab handle, double leash plugs, cargo net



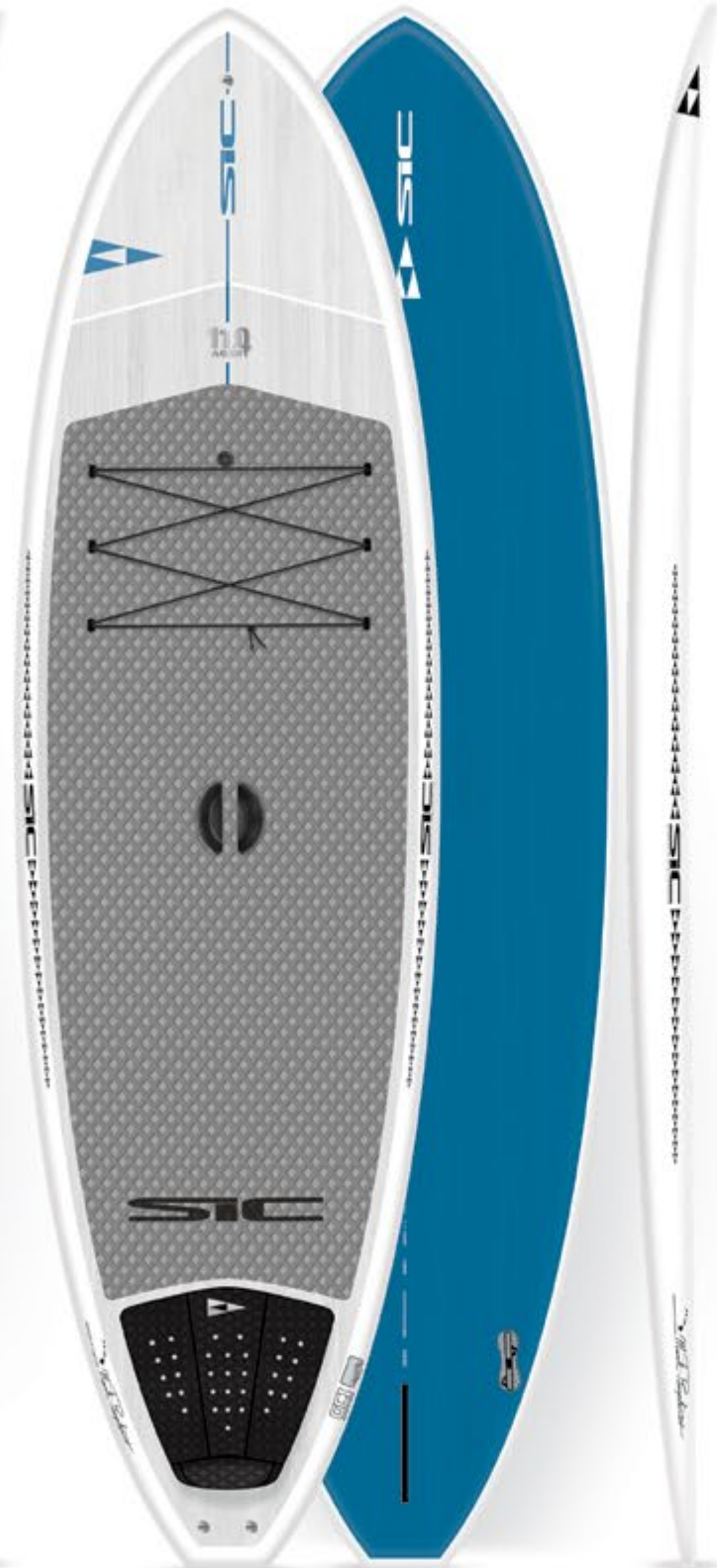
AGENT 11.0

ALL-ROUND / SURF / RECREATION

GLASS COMPOSITE PLUS GC+			
LENGTH	WIDTH	VOLUME	WEIGHT
11'0"	32"	206L	27.6Lbs
335cm	81.3cm		12.5kgs (+/- 10%)

FEATURES

(GC+) Glass composite + Innegra™ - wood sandwich construction top and bottom, glass reinforced deck and Innegra™ rail wrap, diamond grooved EVA deck with kick pad, two FCS II fin boxes compatible with FCS II and FCS I fins, standard fin box for main fin, 12K carbon fin set (Three/Four) + single Mahi 9" main fin, can be ridden as a thruster or single fin setup, Gore-Tex breather valve, EZ-Grab handle, double leash plugs, cargo net




AGENT 11.0 WIDE

ALL-ROUND / SURF / RECREATION

GLASS COMPOSITE PLUS GC+			
LENGTH	WIDTH	VOLUME	WEIGHT
11'0"	36"	244L	28.7Lbs
335cm	91.4cm		13kgs (+/- 10%)

FEATURES

(GC+) Glass composite + Innegra™ - wood sandwich construction top and bottom, glass reinforced deck and Innegra™ rail wrap, diamond grooved EVA deck with kick pad, two FCS II fin boxes compatible with FCS II and FCS I fins, standard fin box for main fin, 12K carbon fin set (Three/Four) + single Mahi 9" main fin, can be ridden as a thruster or single fin setup, Gore-Tex breather valve, EZ-Grab handle, double leash plugs, cargo net



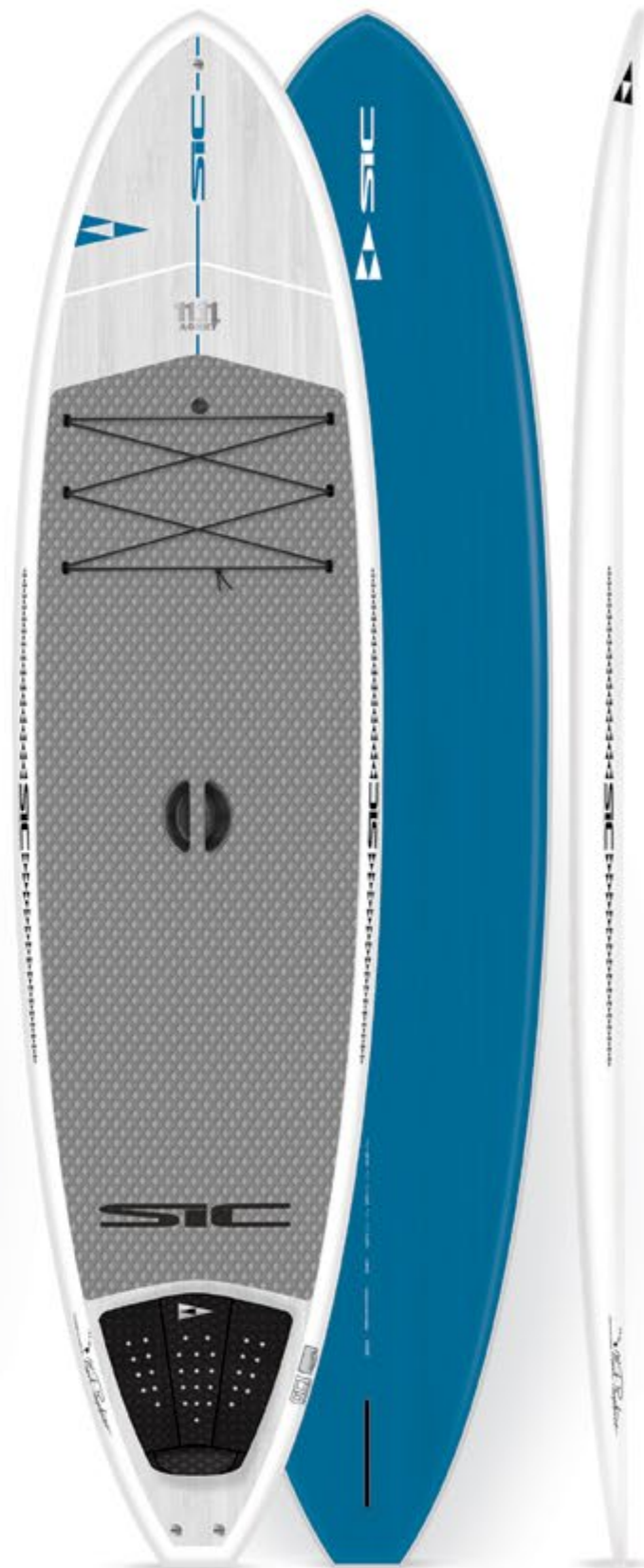
AGENT 11.6

ALL-ROUND / SURF / RECREATION

GLASS COMPOSITE PLUS GC+			
LENGTH	WIDTH	VOLUME	WEIGHT
11'6"	32"	204L	29.8Lbs
351cm	81.2cm		13.5kgs (+/- 10%)

FEATURES

(GC+) Glass composite + Innegra™ - wood sandwich construction top and bottom, glass reinforced deck and Innegra™ rail wrap, diamond grooved EVA deck with kick pad, two FCS II fin boxes compatible with FCS II and FCS I fins, standard fin box for main fin, 12K carbon fin set (Three/Four) + single Mahi 9" main fin, can be ridden as a thruster or single fin setup, Gore-Tex breather valve, EZ-Grab handle, double leash plugs, cargo net



AGENT 11.11

ALL-ROUND / SURF / RECREATION

GLASS COMPOSITE PLUS GC+			
LENGTH	WIDTH	VOLUME	WEIGHT
11'11"	34"	224L	30.6Lbs
363cm	86.4cm		13.9kgs (+/- 10%)

FEATURES

(GC+) Glass composite + Innegra™ - wood sandwich construction top and bottom, glass reinforced deck and Innegra™ rail wrap, diamond grooved EVA deck with kick pad, two FCS II fin boxes compatible with FCS II and FCS I fins, standard fin box for main fin, 12K carbon fin set (Three/Four) + single Mahi 9" main fin, can be ridden as a thruster or single fin setup, Gore-Tex breather valve, EZ-Grab handle, double leash plugs, cargo net

RECREATIONAL SURF

FEELGOOD SERIES

FEELGOOD 10.0, FEELGOOD 11.0

SURF SHAPE

BEACH CRUISER + BMX BIKE OF SUP 

The Feelgood Series are the go-to boards in our line for paddlers looking for a best-in-class cruiser in a surf style design. These boards are super fun in small to head high surf, however are versatile and designed to perform in all conditions. They are stable and glide gracefully through the water. Whether paddling your local lake or cruising down rivers, taking a yoga class or just a nap, these boards will make you feel good and are fun for the whole family. We created a large range offering a variety of lengths and variable widths. There is sufficient volume variation across the range to accommodate nearly every shape and size of paddler.

TECHNOLOGY / FEATURES:

SIC's GC+ (Glass Composite + Innegra™) construction features a lightweight wood and glass sandwich construction with Innegra™ wrapping 360 degrees around the rails for strength and durable protection against paddle impact and the inevitable knock or drop on your way to and from the water. Our EZ Grab handle makes carrying your equipment, loading and unloading off the car, dock or boat, a breeze. These boards come standard with two leash plugs to maximize your options and on big days provide a backup against pullouts. The EVA decking also has a comfortable EVA kick pad to help you power through your bottom turns. Featuring a 2+1 fin setup with 12K carbon main fin and thrusters. The thruster boxes are FCS II, which are compatible with FCS I fins. FCS I fins are supplied with the boards.



FEELGOOD 10.0

ALL-ROUND / SURF / RECREATION

GLASS COMPOSITE PLUS 

LENGTH	WIDTH	THICKNESS	VOLUME	WEIGHT
10'0"	32"	4.7"	180L	23.8Lbs
305cm	81cm	11.8cm		10.8kgs (+/- 10%)

FEATURES

(GC+) Glass composite + Innegra™ - wood sandwich construction top and bottom, carbon reinforced deck and Innegra™ rail wrap, diamond grooved EVA deck with kick pad, two FCS II fin boxes compatible with FCS II and FCS I fins, standard U.S. fin box for main fin, 12K carbon fin set (Three/Four) + single Mahi-Mahi 9" main fin, can be ridden as a thruster or single fin setup, Gore-Tex breather valve, EZ-Grab handle, double leash plugs, cargo net

FEELGOOD 11.0

ALL-ROUND / SURF / RECREATION

GLASS COMPOSITE PLUS 

LENGTH	WIDTH	THICKNESS	VOLUME	WEIGHT
11'0"	32.0"	4.8"	206L	27.6Lbs
335cm	81cm	12.1cm		12.5kgs (+/- 10%)

FEATURES

(GC+) Glass composite + Innegra™ - wood sandwich construction top and bottom, carbon reinforced deck and Innegra™ rail wrap, diamond grooved EVA deck with kick pad, two FCS II fin boxes compatible with FCS II and FCS I fins, standard U.S. fin box for main fin, 12K carbon fin set (Three/Four) + single Mahi-Mahi 9" main fin, can be ridden as a thruster or single fin setup, Gore-Tex breather valve, EZ-Grab handle, double leash plugs, cargo net

NEW FOR 2018

TAO SERIES

TAO 9.2, TAO 10.6, TAO 11.6

SURF SHAPE
BEACH CRUISER +
BMX BIKE OF SUP 

SIC is excited to offer this new collection of TAO Series boards. The TAO Surf and TAO Fit boards provide price accessibility and unmatched durability under the SIC brand. While SIC has a rich racing history, we all started out as beginners. We all paddle because it's fun and have friends and family we want to introduce to the sport. The TAO Series is all about fun, progression, versatility and durable performance, whether you are learning to surf, cruising lakes, rivers or harbors, or if you want to get fit or catch a big fish then we have the board for you. The Space Tech construction allows you to be carefree, as the boards can stand up to a beating on the shore, rocks, or boat. That means more water time and less money spent in the repair shop. Ultimately, better days on the water.

TAO SURF SERIES:

The TAO Surf Series shape is inspired by traditional surf design. Its full nose and rounded pintail help you to drop into waves, carving down the line with ease. The wider widths make the board stable, which comes in handy when punching through the shorebreak or standing out in the lineup. These boards also make for nice cruising boards with a moderate rocker line which tracks and glides nicely through the water. The boards can run multiple fin configurations (single fin or thruster setup). The overall volume is designed to accommodate the whole family, small or large.

TAO FIT / BIG FISH SERIES:

The TAO Fit and TAO Big Fish are all about stability, whether you are paddling in slop and boat chop or want to take a board down a section of fast water. You will love the stability and durability of the TAO Series boards. The hybrid hull offers a smooth, stable ride while the keeled nose cuts through chop and provides positive tracking. The flat deck offers the perfect platform for those looking for a board to take to their yoga class or for the angler who wants to land the big one. A flat deck is also the perfect surface to keep your cooler, take your child or your dog for ride.

TECHNOLOGY / FEATURES:

All TAO Series boards feature a Space Tech construction, which utilizes a polymer outer skin for impact resistance, and incredible durability. The EPS core is wrapped in fiberglass for added stiffness and durability. The TAO Surf and the TAO FIT 10'0 have a 2+1 fin set-up, while the TAO Fit 11'0 and TAO Big Fish offer a single fin setup. Both models have multiple tie-down options so you can equip your board with a bottle of water, cargo nets or dry bags. Track inserts on the TAO Big Fish means you can equip your board with various gadgets and accessories. The Ergo-Undercut handle makes for comfortable carrying.



NEW FOR 2018

TAO SURF 10.6

ALL AROUND / SURF / TOURING

SPACE TEC CONSTRUCTION 

LENGTH	WIDTH	VOLUME	WEIGHT
10'6"	31.5"	185L	26Lbs
320cm	80cm		12kgs (+/- 10%)

FEATURES
(ST) Space Tech - watertight EPS core, fiberglass wrapped, thermoformed polymer skin, fiberglass reinforcement deck and rails for durability, honeycomb embossed EVA deck pad. Dolphin fin (FCS Connect) + Thrusters (FCS I), can be ridden as a thruster or single fin setup, single leash plug, nose tow plug and bungee plugs, Ergo Undercut handle.

NEW FOR 2018

TAO SURF 11.6

ALL AROUND / SURF / TOURING

SPACE TEC CONSTRUCTION 

LENGTH	WIDTH	VOLUME	WEIGHT
11'6"	32.5"	215L	30Lbs
350cm	82cm		13.5kgs (+/- 10%)


FEATURES
(ST) Space Tech - watertight EPS core, fiberglass wrapped, thermoformed polymer skin, fiberglass reinforcement deck and rails for durability, honeycomb embossed EVA deck pad. Dolphin fin (FCS Connect) + Thrusters (FCS I), can be ridden as a thruster or single fin setup, single leash plug, nose tow plug and bungee plugs, Ergo Undercut handle.



NEW FOR 2018
TAO FIT 10.0
 ALL AROUND / FITNESS / SURF / TOURING

SPACE TEC CONSTRUCTION				ST
LENGTH	WIDTH	VOLUME	WEIGHT	
10'0"	33.0"	195L	28Lbs	
305cm	84cm		13kgs (+/- 10%)	

FEATURES
 (ST) Space Tech - watertight EPS core, fiberglass wrapped, thermoformed polymer skin, fiberglass reinforcement deck and rails for durability, honeycomb embossed EVA deck pad. Touring fin (FCS Connect), can be ridden as a thruster or single fin setup, single leash plug, nose tow plug and bungee plugs, Ergo Undercut handle.



NEW FOR 2018
TAO FIT 11.0
 ALL AROUND / FITNESS / SURF / TOURING

SPACE TEC CONSTRUCTION				ST
LENGTH	WIDTH	VOLUME	WEIGHT	
11'0"	34.0"	260L	35Lbs	
335cm	86cm		16kgs (+/- 10%)	

FEATURES
 (ST) Space Tech - watertight EPS core, fiberglass wrapped, thermoformed polymer skin, fiberglass reinforcement deck and rails for durability, honeycomb embossed EVA deck pad. Touring fin (FCS Connect), single fin setup, single leash plug, nose tow plug and bungee plugs, Ergo Undercut handle.



NEW FOR 2018
BIG FISH 12.0
 ALL AROUND / FISH / YOGA / TOURING

SPACE TEC CONSTRUCTION				ST
LENGTH	WIDTH	VOLUME	WEIGHT	
12'0"	35.0"	350L	49Lbs	
366cm	89cm		22kgs (+/- 10%)	

FEATURES
 (ST) Space Tech - watertight EPS core, fiberglass wrapped, thermoformed polymer skin, fiberglass reinforcement deck and rails for durability, honeycomb embossed EVA deck pad. Touring fin (FCS Connect), single fin setup, single leash plug, nose tow plug and bungee plugs, Ergo Undercut handle.

INFLATABLES AIR-GLIDE SERIES

X 12.6, X 12.6 PRO, RECON 10.4, RECON 11.4, FX 14.0 PRO, BULLET 14.0, BULLET 17.4, TAO 9.6, TAO 10.6, TAO 11.6

INFLATABLES
FOLDABLE BIKE
OF SUP 

SIC Inflatables are derived from their composite counterpart. This means proven designs translate into the Air-Glide Series for unrivaled performance and convenience. SIC's materials selection, shapes and constructions dictate performance and prove that not all inflatables are created equal. Strict quality control ensures that your boards are the best available. We are so confident in our quality construction that SIC offers a 2 Year Warranty on its Air-Glide Series boards.

AIR-GLIDE TECHNOLOGY:

DROP STITCH CONSTRUCTION (DSC): All SIC Air-Glide boards feature the highest quality Drop Stitch Construction (DSC) construction. Drop Stitch material is composed of a top and bottom layers of cloth which has hundreds of thousands of fibers that connect the top deck and bottom deck of board. This material is then laminated on the top and bottom cloth with either a single layer PVC (SLS) or a PVC Fusion skin (FST). The better the quality of the DSC material, the stronger the board is under inflation and the less distortion of shape and the boards hold and maintain their shape much better over time. While much of the drop stitch material appears the same, the quality and consistency of these internal fibers can vary greatly. Quality of materials is a core differentiating factor determining good vs bad quality products/brands. SIC uses only the finest DSC in on all it's SIC Air-Glide Series boards while applying different material options on the top skin such as SLS and FST.

SINGLE LAYER SKIN (SLS): SIC uses the highest grade of Drop Stitch (DSC) material, which is fused to a Single Layer of high grade PVC. This is lighter than a double layer construction and even Fusion. That said, Single Layer has a bit more stretch under load than SIC's Fusion construction. However, SLS is well suited for boards 11.6 and below. For longer length and/or high performance paddleboards, the Fusion Skin gives the board greater stiffness, which contributes to speed and performance. The SLS construction boards get additional PVC Strips along the center of the board, top and bottom and from nose to tail to add stiffness and control unwanted twisting. This construction is offered on our new TAO Surf and TAO Fit.

STRINGER SUPPORT TECHNOLOGY (SST): SST is a PVC reinforcing belt that is applied to the bottom and top of the board of the SLS boards. This provides additional stiffness and also controls the potential unwanted twist during

production and even after extended use. SIC combines SST with its double sidewall construction, making for a high quality, consistent shape at a comfortable weight and accessible price. This construction is offered on our new TAO Surf and Tao Fit.

FUSION SKIN TECHNOLOGY (FST): The Fusion Skin is substantially stiffer than Single Layer PVC, which translates into rigidity, stability and speed. SIC introduced FST as a running change for 2017, raising the benchmark for performance in inflatable board technology once again. The greater stiffness increases not only the performance but control over the board. Less flex and bounce mean more stability and thus power transmission from the paddler. It also carries a higher top-end speed for cruising, race and surf shapes. Your board will maintain a consistent shape over the life of the board. This construction is offered on our new X, FX, Bullet and Recon Series boards.

DOUBLE SIDEWALL CONSTRUCTION (DSW): SIC always goes the extra mile when it comes to performance, durability and wherever possible, enhanced safety. Inexpensive inflatables have to cut corners to make a cheap board. At SIC we want the best for you so we only use the best materials and manufacturing techniques. A double sidewall construction (DSW) means that you can inflate the board to a higher PSI, as the sidewall sections are double reinforced effectively with 2 layers of high quality PVC. When glued and laminated the rail stiffness and rail reinforcement more than doubles. This enhances overall performance and strength. Under inflation minimizes flex. DSW nearly eliminates the possibility of a blow out when using the board properly. DSW construction is used on all SIC boards. This construction is offered on all SIC Air-Glide Series boards.

AIR-GLIDE MODEL OVERVIEW:

AIR-GLIDE X 12.6 and X 12.6 PRO: The X Series boards have been a huge success for SIC. Offering speed, stability and a great glide ratio, X Series boards have been a great fit for the paddler looking for a displacement shaped inflatable to use for general paddle fitness, recreational cruising and even racing.

AIR-GLIDE FX 14.0 Pro: As the inflatable fitness, cruising and racing demand have grown for inflatables, SIC continues to serve up what its customers have asked for in an all-water, multi-discipline, displacement shaped inflatable. Having more volume in the nose, wider tail and slight increased rocker versus its next of kin the X series, the FX can do it all. Designed for a mid sized paddler looking for long glides or the larger paddler looking for a stable board with increased volume. If it is distance you want to put under your belt, whether for a long afternoon grind or an expedition, this board can go the distance.

AIR-GLIDE BULLET SERIES: Due to the success of its composite counterpart, in 2016 SIC introduced the inflatable Bullet 14.0 Air-Glide. Of course not everyone has the space to store one or the vehicle to transport a 14.0 composite board. Therefore there was a demand for the Bullet 14.0 Air-Glide. Having said that, a 17.4 composite board takes up even more space. So for 2018 SIC will also be offering its iconic Bullet 17.4 in an Air-Glide construction. Now you can hop in a taxi and catch a ride, pump up your Bullet 17.4 Air-Glide and catch some glides. Next stop Tokyo.

AIR-GLIDE RECON SURF: These classic long board style, all around surf / fitness boards will please you with their performance and will be a hit with the whole family. Higher performance than the TAO Surf and TAO Fit, they feature the FST

and DSW, flex less than the standard DSC in the chop and carry more speed in the surf. Performance does not preclude you from having fun, the kids can jump, crash and drop these boards without the worry of spending your vacation repairing the board. If you do puncture the board it comes complete with a quick and easy-to-use repair kit. The Recons are a nice blend of stability and agility. The 6" DSC offers great buoyancy for its overall size. These boards can accommodate a huge weight range and can be handled by small kids and Big Kahuna alike. The boards are rated at 15 psi and with Fusion Skin these boards have one of the stiffest overall flex without having to pump it to 20+ psi.

AIR-GLIDE TAO SURF: Based on our 2017 Flow Series, this board has been very well received for its overall geometry, weight, performance and value. This board has been a favorite for schools, rental fleets, recreational consumers, charter services, yoga classes and more. Featuring DSC and DSW construction, high quality single layer DSC and double sidewall construction, these boards will turn a first time experience into the experience of a lifetime. SIC believes that the first experience on the water needs to be a good one if people are going to catch the paddle bug and plug into the paddle community.

AIR-GLIDE TAO FIT: The TAO Fit is designed specifically for the paddler who wants a board to take out for a cruise or into a SUP yoga class. It has been specifically adapted based on the experience and input of Seychelle Hattingsh, who is not only an elite racer on SIC's global race team, but also an accomplished wellness, SUP yoga / fitness instructor. The features on this board are derived from her years of teaching and testing. From this we have designed the TAO Fit to create the ideal board for paddlers and fitness folks alike.

DESIGN TECH:

The **Air-Glide X, FX, Bullet, and Recon Series** feature the full technology toolbox from SIC (DSC, DSW, FST) and these boards will clearly set the performance of SIC boards apart from all other inflatables. Boards come complete with a leash, wheelie backpack and repair kit. The FX, Bullet and X Series get a 9.0" Weedless fin (nylon) and the Recon Series get the 8.0" Mahi (nylon) fin, center carry handle and 2 integrated race handles on the X and X Pro.

The **Air-Glide TAO Surf Series** feature the Single Layer Skin (SLS) Drop Stitch Construction (DSC) and Double Sidewalls (DSW). It has a diamond grooved deck pad for maximum traction. There are D-rings on the tail for your leash or to tie up, as well as on the nose for tethering or towing. The board also comes with a leash, ergo dynamic dual action pump, 8.0" Mahi (nylon) fin.

The **Air-Glide TAO Fit Series** feature the Single Layer Skin (SLS) Drop Stitch Construction (DSC) and Double Sidewalls (DSW). It has a full deck pad with a slightly-brushed EVA pad for comfort and traction. The board has multiple carrying options with handles on the bow, stern and side rails, as well as a lie flat strap in the center of the board. There are D-rings on the rails for a carry strap or to tether the board from the sides. Tie up to the pool or dock using the D-rings on the nose and tail. The board also comes with a leash, ergo dynamic dual action pump, 8.0" Mahi (nylon) fin.





AIR-GLIDE X12.6

FLAT WATER RACE / TOURING

DROP STITCH CONSTRUCTION + FUSION **DSC FUSION**

LENGTH	WIDTH	THICKNESS	VOLUME	WEIGHT
12'6"	30.0"	6.0"	330L	22Lbs
381cm	76.2cm	15.24cm		10kgs (+/- 10%)

FEATURES (DSC, FST, DSW) - DROP STITCH CONSTRUCTION WITH FUSION SKIN AND DOUBLE SIDEWALL CONSTRUCTION. two stage pump: dual action to rapidly inflate and single action to bring up to max psi (15-20 psi max), diamond groove EVA pad, carry handle, surf leash ring, includes coil leash (8'x 7mm), cargo net, patch kit, premium wheelee backpack, U.S. finbox compatible with Weedless 9" (nylon) fin



AIR-GLIDE X12.6 PRO

FLAT WATER RACE / TOURING

DROP STITCH CONSTRUCTION + FUSION **DSC FUSION**

LENGTH	WIDTH	THICKNESS	VOLUME	WEIGHT
12'6"	26"	6.0"	306L	22Lbs
381cm	66cm	15.24cm		10kgs (+/- 10%)

FEATURES (DSC, FST, DSW) - DROP STITCH CONSTRUCTION WITH FUSION SKIN AND DOUBLE SIDEWALL CONSTRUCTION. two stage pump: dual action to rapidly inflate and single action to bring up to max psi (15-20 psi max), diamond groove EVA pad, carry handle, surf leash ring, includes coil leash (8'x 7mm), cargo net, patch kit, premium wheelee backpack, U.S. finbox compatible with Weedless 9" (nylon) fin



AIR-GLIDE FX14.0 PRO

OPEN WATER RACE / TOURING

DROP STITCH CONSTRUCTION + FUSION **DSC FUSION**

LENGTH	WIDTH	THICKNESS	VOLUME	WEIGHT
14'0"	27"	6.0"	356L	25.4Lbs
426.7cm	68.6cm	15.24cm		11.50kgs (+/- 10%)

FEATURES (DSC, FST, DSW) - DROP STITCH CONSTRUCTION WITH FUSION SKIN AND DOUBLE SIDEWALL CONSTRUCTION. two stage pump: dual action to rapidly inflate and single action to bring up to max psi (15-20 psi max), diamond groove EVA pad, carry handle, surf leash ring, includes coil leash (8'x 7mm), cargo net, patch kit, premium wheelee backpack, U.S. finbox compatible with Weedless 9" (nylon) fin



AIR-GLIDE BULLET 14.0
OPEN WATER RACE / TOURING

DROP STITCH CONSTRUCTION + FUSION **DSC FUSION**

LENGTH	WIDTH	THICKNESS	VOLUME	WEIGHT
14'0"	28.5"	6.0"	340L	25.4Lbs
426.7cm	72.4cm	15.24cm		11.5kgs (+/- 10%)

FEATURES (DSC, FST, DSW) - DROP STITCH CONSTRUCTION WITH FUSION SKIN AND DOUBLE SIDEWALL CONSTRUCTION. two stage pump: dual action to rapidly inflate and single action to bring up to max psi (15-20 psi max), diamond groove EVA pad, carry handle, surf leash ring, includes coil leash (8'x 7mm), cargo net, patch kit, premium wheelee backpack, U.S. finbox compatible with Weedless 9" (nylon) fin

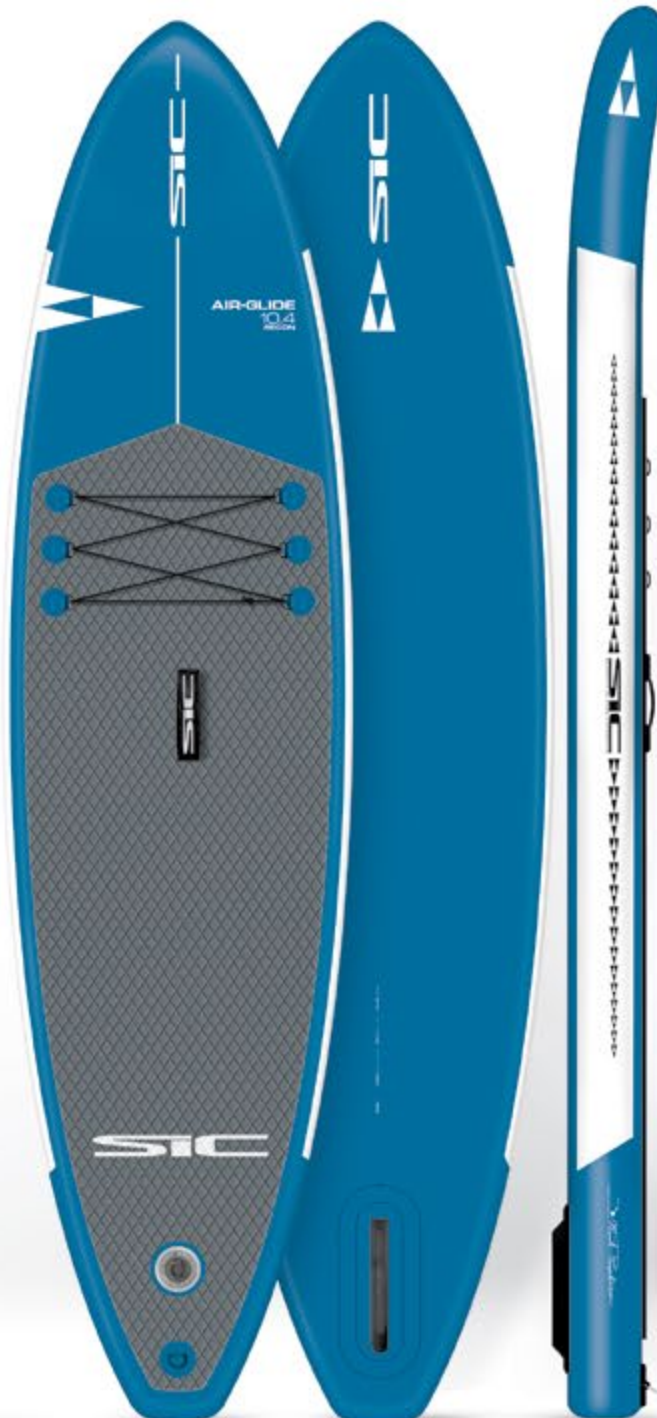


NEW FOR 2018
AIR-GLIDE BULLET 17.4
OPEN WATER RACE / TOURING

DROP STITCH CONSTRUCTION + FUSION **DSC FUSION**

LENGTH	WIDTH	THICKNESS	VOLUME	WEIGHT
17'4"	26.6"	6.0"	370L	30.9Lbs
528.3cm	67.6cm	15.24cm		14.0kgs (+/- 10%)

FEATURES (DSC, FST, DSW) - DROP STITCH CONSTRUCTION WITH FUSION SKIN AND DOUBLE SIDEWALL CONSTRUCTION. two stage pump: dual action to rapidly inflate and single action to bring up to max psi (15-20 psi max), diamond groove EVA pad, carry handle, surf leash ring, includes coil leash (8'x 7mm), cargo net, patch kit, premium wheelee backpack, U.S. finbox compatible with Weedless 9" (nylon) fin



AIR-GLIDE RECON 10.4
ALL AROUND / SURF / TOURING

DROP STITCH CONSTRUCTION + FUSION **DSC FUSION**

LENGTH	WIDTH	THICKNESS	VOLUME	WEIGHT
10'4"	31.0"	6.0"	300L	20.1Lbs
315cm	78.7cm	15.24cm		9.1kgs (+/- 10%)

FEATURES (DSC, FST, DSW) - DROP STITCH CONSTRUCTION WITH FUSION SKIN AND DOUBLE SIDEWALL CONSTRUCTION. two stage pump: dual action to rapidly inflate and single action to bring up to max psi (15-20 psi max), diamond groove EVA pad, carry handle, surf leash ring, includes coil leash (8'x 7mm), cargo net, patch kit, premium wheelee backpack, U.S. finbox compatible with Weedless 9" (nylon) fin




AIR-GLIDE RECON 11.4
ALL AROUND / SURF / TOURING

DROP STITCH CONSTRUCTION + FUSION **DSC FUSION**

LENGTH	WIDTH	THICKNESS	VOLUME	WEIGHT
11'4"	30.0"	6.0"	310L	21.6Lbs
345cm	76.2cm	15.24cm		9.8kgs (+/- 10%)

FEATURES (DSC, FST, DSW) - DROP STITCH CONSTRUCTION WITH FUSION SKIN AND DOUBLE SIDEWALL CONSTRUCTION. two stage pump: dual action to rapidly inflate and single action to bring up to max psi (15-20 psi max), diamond groove EVA pad, carry handle, surf leash ring, includes coil leash (8'x 7mm), cargo net, patch kit, premium wheelee backpack, U.S. finbox compatible with Weedless 9" (nylon) fin



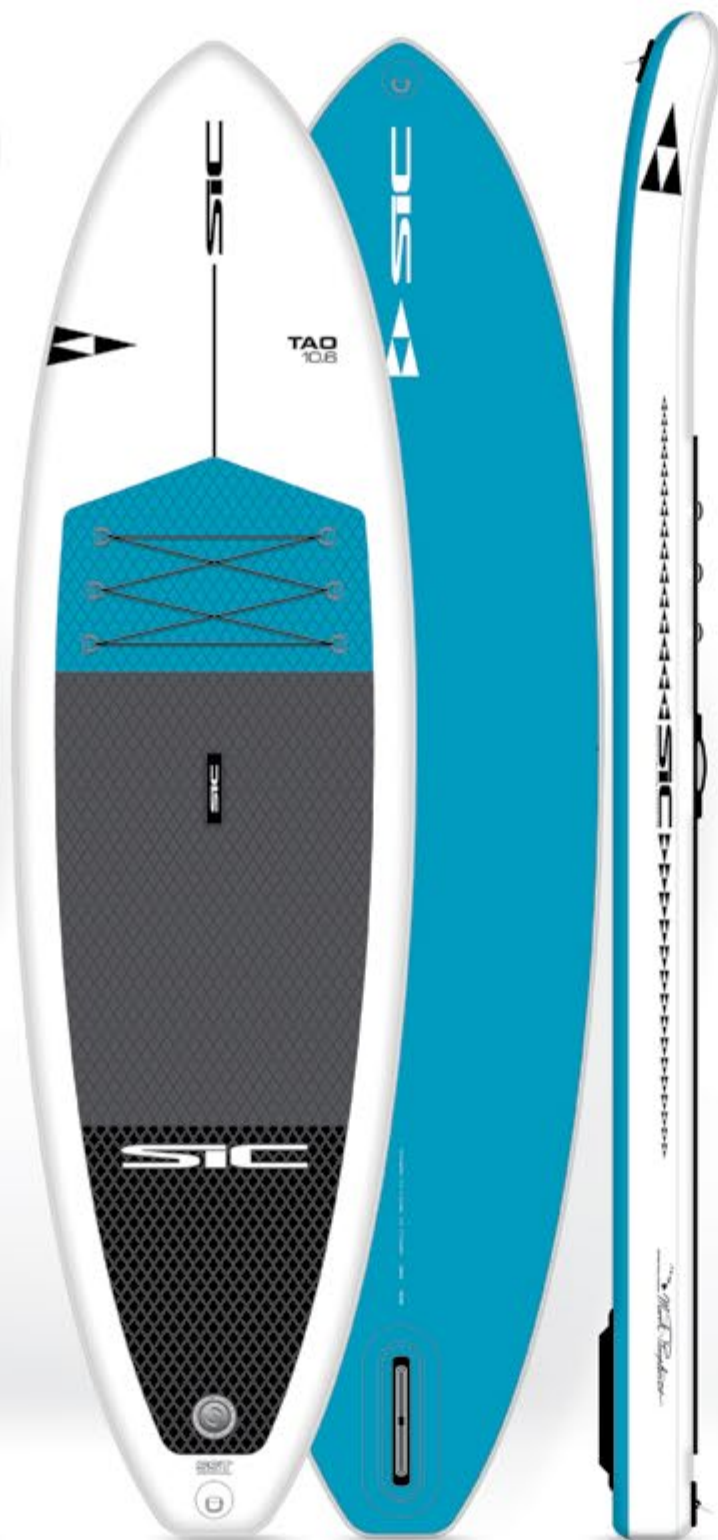
NEW FOR 2018

AIR-GLIDE TAO 9.6

ALL AROUND | SURF | TOURING

DROP STITCH CONSTRUCTION		DSC	
LENGTH	WIDTH	VOLUME	THICKNESS
9'6"	29.5"	250L	6.0"
289cm	75cm		15.24cm
			8.2kgs (+/- 10%)

FEATURES
(SLS, SST, DSW, DSC) - DROP STITCH CONSTRUCTION WITH SINGLE LAYER SKIN + STRINGER SUPPORT TECHNOLOGY AND DOUBLE SIDEWALL CONSTRUCTION, two stage pump: dual action to rapidly inflate and single action to bring up to max psi (15 psi max), diamond groove EVA pad, carry handle, surf leash ring, includes coil leash (8'x 7mm), and towing nose ring, cargo net, patch kit, premium backpack, U.S. finbox compatible with Mahi 8" (nylon) fin



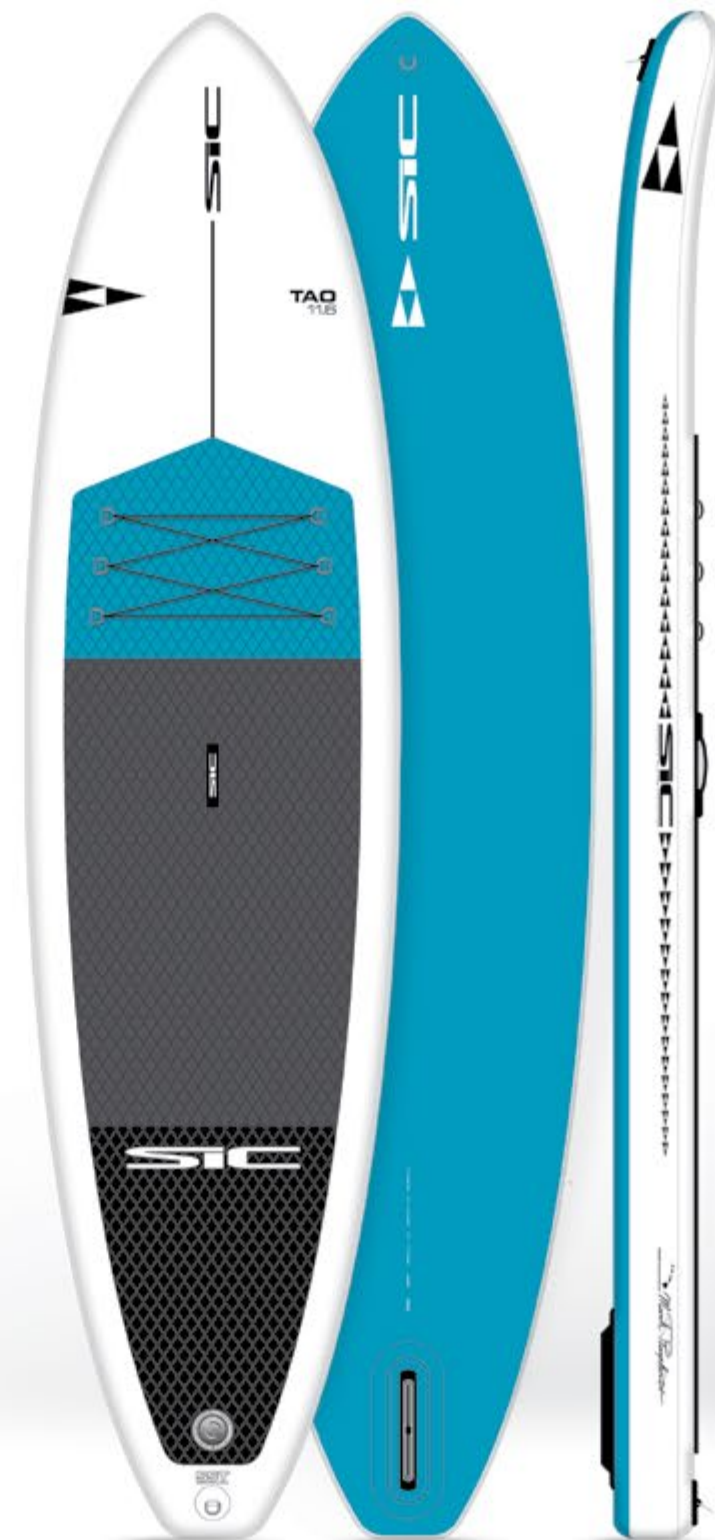
NEW FOR 2018

AIR-GLIDE TAO 10.6

ALL AROUND | SURF | TOURING

DROP STITCH CONSTRUCTION		DSC	
LENGTH	WIDTH	VOLUME	THICKNESS
10'6"	34.0"	330L	6.0"
320cm	86cm		15.24cm
			10kgs (+/- 10%)

FEATURES
(SLS, SST, DSW, DSC) - DROP STITCH CONSTRUCTION WITH SINGLE LAYER SKIN + STRINGER SUPPORT TECHNOLOGY AND DOUBLE SIDEWALL CONSTRUCTION, two stage pump: dual action to rapidly inflate and single action to bring up to max psi (15 psi max), diamond groove EVA pad, carry handle, surf leash ring, includes coil leash (8'x 7mm), and towing nose ring, cargo net, patch kit, premium backpack, U.S. finbox compatible with Mahi 8" (nylon) fin



NEW FOR 2018

AIR-GLIDE TAO 11.6

ALL AROUND | SURF | TOURING

DROP STITCH CONSTRUCTION		DSC	
LENGTH	WIDTH	VOLUME	THICKNESS
11'6"	34.0"	360L	6"
350cm	86cm		15.24cm
			11.3kgs (+/- 10%)

FEATURES
(SLS, SST, DSW, DSC) - DROP STITCH CONSTRUCTION WITH SINGLE LAYER SKIN + STRINGER SUPPORT TECHNOLOGY AND DOUBLE SIDEWALL CONSTRUCTION, two stage pump: dual action to rapidly inflate and single action to bring up to max psi (15 psi max), diamond groove EVA pad, carry handle, surf leash ring, includes coil leash (8'x 7mm), and towing nose ring, cargo net, patch kit, premium backpack, U.S. finbox compatible with Mahi 8" (nylon) fin



NEW FOR 2018

AIR-GLIDE TAO FIT 11.6

ALL AROUND | YOGA | TOURING

DROP STITCH CONSTRUCTION		DSC	
LENGTH	WIDTH	VOLUME	THICKNESS
11'6"	34.0"	300L	5"
350cm	86cm		12.7cm
			11.3kgs (+/- 10%)

FEATURES
(SLS, SST, DSW, DSC) - DROP STITCH CONSTRUCTION WITH SINGLE LAYER SKIN + STRINGER SUPPORT TECHNOLOGY AND DOUBLE SIDEWALL CONSTRUCTION, two stage pump: dual action to rapidly inflate and single action to bring up to max psi (15 psi max), diamond groove EVA pad, carry handle, surf leash ring, includes coil leash (8'x 7mm), and towing nose ring, cargo net, patch kit, premium backpack, U.S. finbox compatible with Mahi 8" (nylon) fin

PADDLES

“THE COMPETITIVE EDGE - STRENGTH, POWER, PERFORMANCE”

Even the fastest boards in the world can be faster with an effective paddle. This is why we have spent so much time retooling our paddle line (literally) from blade, to oval shaped shaft to, ergo handle. Our blade design has been optimized to have a higher aspect ratio, more catch, and a cleaner release. This is a fancy way of saying we have made our blades even faster in and out of the water. Additionally, we wrapped the edge in ABS to protect against impact damage. Our proprietary shaft design is a tapered oval to round ID that can accept either a standard, EVA wrapped, cut to fit, carbon handle, OR a Lever Lock 6" carbon adjustable handle for the ultimate in performance adjustability. No more cutter's regret! You can now seamlessly change up your paddle length between surfing and racing. One paddle, more options. Our paddles come in three different constructions and flex patterns so that you can find the one that suits your performance and your price. We use 24K, 12K prepreg carbon as well as carbon / glass to optimize the strength to weight ratio. Lastly, our popular FLOW and Youth adjustable paddles have set a standard in ease of use and adjustability. These paddles are perfect for use with the whole family. Our FLOW 2 and 3 piece feature Lever Lock™ adjustability with 16 inches of travel to accommodate anyone who wants to go for a paddle and our Youth adjustable paddles are great for kids getting into the sport.

All new blade design with a longer, optimized aspect ratio.

PU sandwiched, prepreg carbon construction. 24K, 12K, and Biax Carbon varies by model

Full ABS wrap on Blade Edge for durability

New dihedral design optimizes the power phase of the stroke

Blade catch has been flattened out for an easier release at the end of the stroke

Blade tip has been thinned out

6" Carbon Lever Lock handle comes with Maliko ATF model, or sold separately for use on all adult models

Premium, on-the-fly Lever Lock™ adjustability means one paddle for all conditions.

Ergo Dynamic grip with EVA wrap (for cut to fit paddles)



PADDLES

BATTLE 80/90 ELITE RACE

SHAFT
100% Prepreg Carbon shaft 25mm stiffness • Oval tapered • Standard 87" cut-to-length shaft • Shaft also accepts 6" Carbon T LeverLock™ handle, sold separately

GRIP
Carbon fiber Grip • Bladder molded • EVA wrapped Ergo-dynamic grip

BLADE
24K 100% Prepreg Blade (with ABS reinforced tip) • Lightweight PU core sandwich • 12 degree blade sweep for optimal power • Foiled to minimize turbulence, providing the smoothest entry/exit possible • Curved tip and concave power face for a quick catch and easy release • Blades offered in two sizes: 80,90 square inches

MALIKO 80/90 ADJ ELITE RACE MALIKO 80/90 ELITE RACE

SHAFT
100% Carbon shaft 35mm stiffness • Oval tapered • Standard 87" cut-to-length shaft • Shaft also accepts 6" Carbon T LeverLock™ handle, sold separately.

GRIP
Carbon fiber Grip • Bladder molded • EVA wrapped Ergo-dynamic grip

BLADE
12K 100% Prepreg Blade (with ABS reinforced tip) • Lightweight PU core sandwich • 12 degree blade sweep for optimal power • Foiled to minimize turbulence, providing the smoothest entry/exit possible • Curved tip and concave power face for a quick catch and easy release • Blades offered in two sizes: 80,90 square inches

BOLT 80/90 RACE / SURF / FITNESS

SHAFT
65% Carbon and 35% Glass shaft 40mm stiffness • Oval tapered • Standard 87" cut-to-length shaft • Shaft also accepts 6" Carbon T LeverLock™ handle, sold separately.

GRIP
Lightweight composite • Bladder molded • EVA wrapped Ergo-dynamic grip

BLADE
65% Prepreg Carbon and 35% Prepreg Glass Blade (with ABS reinforced tip) • 12 degree blade sweep for optimal power • Foiled to minimize turbulence, providing the smoothest entry/exit possible • Curved tip and concave power face for a quick catch and easy release • Blades offered in two sizes: 80,90 square inches

BOLT 65 2 PC YOUTH

SHAFT
100% Carbon shaft • 2 piece adjustable • 9" of adjustability 51"-60" • Round shaft • Clamp lock for adjustability

GRIP
Lightweight composite • Bladder molded • Youth specific grip

BLADE
90% Prepreg Carbon blade • Youth specific blade • 12 degree blade sweep for optimal power • Foiled to minimize turbulence, providing the smoothest entry/exit possible • Curved tip and concave power face for a quick catch and easy release • Blades offered in one size: 65 square inches

GLIDE 65 2 PC ADJ YOUTH

SHAFT
100% Glass shaft • 2 piece adjustable • 9" of adjustability 51"-60" • Round shaft • Clamp lock for adjustability

GRIP
Lightweight composite • Bladder molded • Youth specific grip

BLADE
100% prepreg glass blade • Youth specific blade • 12 degree blade sweep for optimal power • Foiled to minimize turbulence, providing the smoothest entry/exit possible • Curved tip and concave power face for a quick catch and easy release • Blades offered in one size: 65 square inches

FLOW 90-2 PC RECREATION / FLEET ADJ. W/LEVER LOCK™

SHAFT
100% Fiberglass shaft • 2 piece adjustable Lever Lock™ adjustability system • Fiberglass handle shaft with 16" of adjustability 70"- 86"

GRIP
ABS T Handle with Lever Lock™ clamp • Locking alignment markers

BLADE
CRFT blade for the ultimate in durability • Blade offered in one size: 90 square inches

FLOW 90-3PC RECREATION / FLEET ADJ. W/LEVER LOCK™

SHAFT
100% Fiberglass shaft • 3 piece adjustable Lever Lock™ adjustability system (fits inside of SIC 3 PC paddle travel bag) • Fiberglass handle shaft with 16" of adjustability - 70"- 86"

GRIP
ABS T Handle with Lever Lock™ clamp • Locking alignment markers

BLADE
CRFT blade for the ultimate in durability • Blade offered in one size: 90 square inches



BATTLE 80/90



MALIKO 80/90
W/LEVER LOCK™
ADJ HANDLE



MALIKO 80/90



BOLT 80/90



GLIDE 65 BOLT 65



FLOW
ADJ 90 2PC FLOW
ADJ 90 3PC



1
SURF SERIES

- Padded durable fabric
- Heat-resistant
- Heavy-duty zippers
- Padded handles
- Shoulder strap
- Reinforced nose and tail

BAG SIZES

8.8 X 29.0, 9.4 X 30.0,
10.0 X 34.0, 11.0 X 36.0,
11.11 X 34.0

2
BLADE SHEATH

- Padded durable fabric
- Heavy-duty zippers
- Velcro Closure

3
VERTICLE SW SERIES

- Padded durable fabric
- Heat-resistant
- Heavy-duty zippers
- Padded handles
- Shoulder strap
- Access to the board handle
- Reinforced nose and tail
- Compression straps

BAG SIZES

11.0 X 30.0, 12.6 X 27.0,
12.6 X 30.0, 12.0 X 35.0,
14.0 X 27.0, 14.0 X 30.0,
17.4 X 28.0

4
PRO COFFIN SERIES

- Padded durable fabric
- Heat-resistant
- Heavy-duty full coffin zippers
- Padded handles + nose / tail
- Shoulder strap
- Zip access to the board handle
- Reinforced nose and tail
- Compression straps
- 10mm foam around the board
- 14mm padding (nose and tail)
- Durable diamond skin reinforcement (nose and tail)

BAG SIZES

12.6 X 25.0, 14.0 X 25.0

5
PADDLE QUIVER

- Padded durable fabric
- Heavy-duty zippers
- Padded handles
- Adjustable shoulder strap
- Adjust for multiple paddles

6
3PC PADDLE BAG

- Padded durable fabric
- Heavy-duty zippers
- Velcro Closure

ACCESSORIES

WEEDLESS 7.0"

12K CARBON FIN
This fin is fast and can cut through any type of grass or kelp. Light weight with strength equals hi-performance.



WEEDLESS 8.3"

12K CARBON FIN
This fin is fast and can cut through any type of grass or kelp. Light weight with strength equals hi-performance.



DAGGER 8.0"

3K CARBON FIN
This proven winner for the F.A.S.T. equipped Bullet and Bayonet.



MAHI 9.0"

12K CARBON SINGLE FIN
Classic 9" Single Surf Fin. Glass / Carbon, for a standard finbox.



THREE / FOUR REG / XL

12K CARBON QUAD/TRI FIN SET
The three four is pure performance surf. This fin set can be set up as a quad or thruster and is compatible with FCS 2-Tab finboxes. Offered in standard and XL sizes



MAHI 8.0"

NYLON SINGLE FIN
Classic 8" Single Surf Fin. For a standard finbox.



WEEDLESS 9.0"

NYLON SINGLE FIN
9" Single Touring Fin. For a standard finbox.



FCS II CONNECT 9.0"

GLASS SINGLE FIN
Classic 9" Single Surf Fin. FCS II Connect.



FCS G-XQ REGULAR

GLASS/ CARBON THRUSTER FIN
Thruster fin set, FCS 2-Tab



FCS HATCHET 9.0"

GLASS/ CARBON SINGLE FIN
9" Single Touring Fin. Glass / Carbon, FCS II Connect.



FCS DOLPHIN FIN 10.0"

GLASS SINGLE FIN
Classic 10" Single Surf Fin. For a standard finbox.



RACK STRAPS 20' X 1"

20 FT. RACK STRAPS 2 PC SET



RACK STRAPS 13' X 1"

13 FT. RACK STRAPS 2 PC SET



RACE HANDLE REMOVABLE

Padded removable race handle with hardware.



THULE RACK PADS THULE COMPATIBLE / 24" LONG

Protect your boards on the roof of your vehicle with these high quality, durable rack pads from SIC. Hook-and-loop closure system makes bar installation and removal a breeze 2 high density foam pads feature durable 600D polyester fabric covers that will stand up to years of use.



RACK PADS STANDARD ROOF RACK PADS / 24" LONG

Protect your boards on the roof of your vehicle with these high quality, durable rack pads from SIC. Fits virtually all factory racks. Premium, all-purpose rack pads for carrying SUP's, surfboards, windsurf boards and more.

STACKER PADS BOARD STACKER PADS / 22" LONG

Protect your boards with these high quality, durable stacker pads from SIC. Offers protection when stacking multiple boards on top of your vehicle. Durable 600D polyester material. No closure system.



SURF LEASH 8' X 7MM / 6' X 7MM

Molded leash, Double swivels, Triple wrap rail saver webbing, Quick release 1 1/2" calf and ankle wrap cuff, Key pocket in cuff



COIL LEASH 8' X 7MM

Molded coil leash, Double swivels, Triple wrap rail saver webbing, Quick release 1 1/2" calf and ankle wrap cuff, Key pocket in cuff



HYBRID COIL / STRAIGHT 6' X 7MM - 3' + COIL

Molded coil leash, Double swivels, Triple wrap rail saver webbing, Quick release 1 1/2" calf and ankle wrap cuff, Key pocket in cuff

SOFTGOODS



LOGO T-SHIRT
 100% Pre-shrunk Cotton T
 SIZE: S, M, L, XL
 COLORS: Black, White



SIC PRO HOODY
 Water-resistant body, removable zip hood, thumb holes in cuffs and mp3 holder eyelet in front pocket.
 10oz. 80% poly / 20% cotton
 SIZE: S, M, L, XL
 COLORS: Black



SIC PRO TRUCKER
 Black hat with red stitching and white embroidered SIC logo. Hawaiian Islands embroidered side patch.
 SIZE: One Size Fits Most
 COLORS: Black

SIC VISOR
 Black visor with white embroidered SIC logo. Hawaiian Island embroidered side patch. Quick dry material with comfort fit and inner sweat band.
 SIZE: One Size Fits Most
 COLORS: Black

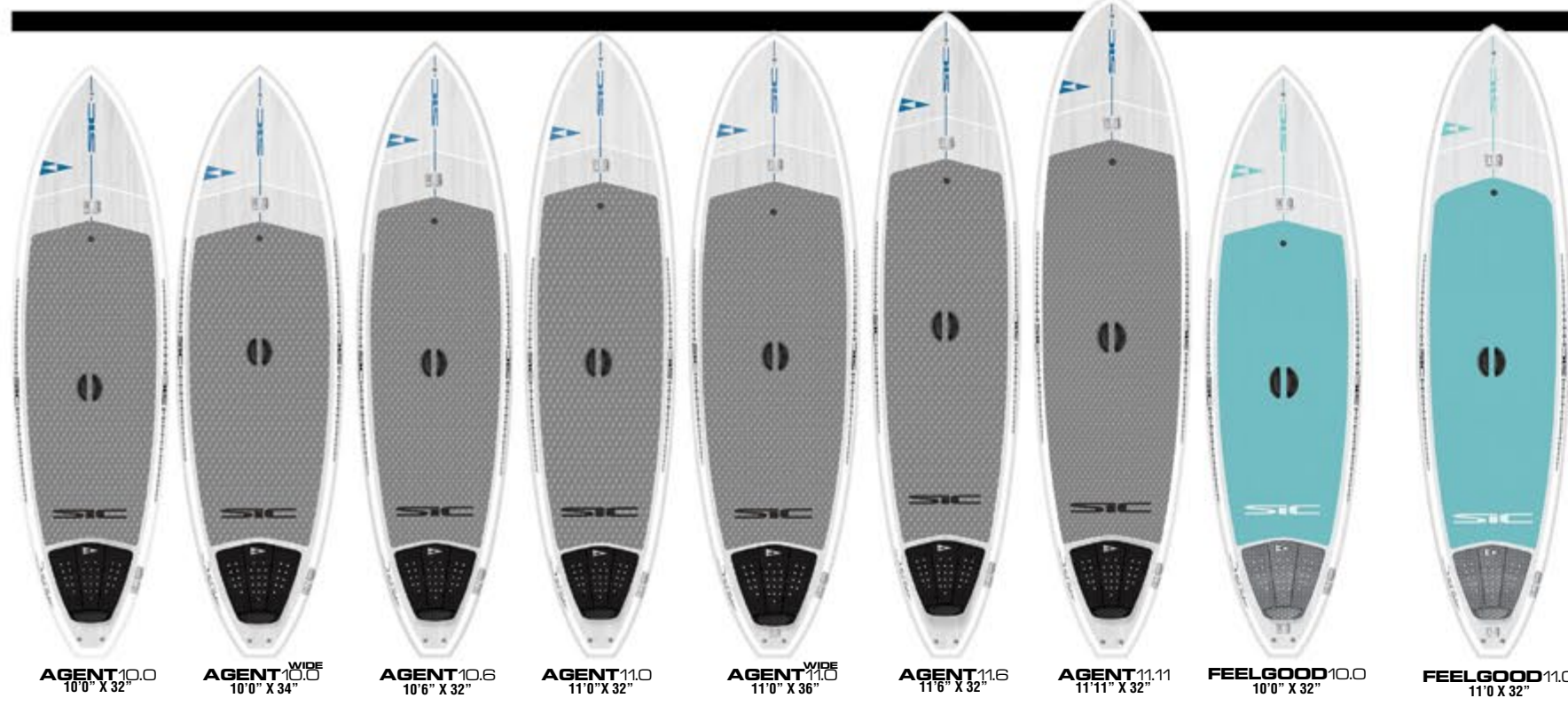
SIC TRUCKER
 Black hat with white SIC logo.
 SIZE: One Size Fits Most
 COLORS: Black



SIC ZIP HOODY
 Quality light weight SIC Logo Hooded Sweat-shirt. 20% poly / 80% cotton
 SIZE: S, M, L, XL
 COLORS: Black

BOARD OVERVIEW

FEELGOOD / AGENT SERIES




TRITON SERIES



AIR-GLIDE SERIES



TAO SERIES



TAO SERIES



BULLET SERIES




F SERIES



BAYONET SERIES



RS SERIES



FX SERIES



X SERIES





SIC IS DISTRIBUTED WORLD WIDE BY BIC SPORT
TO LEARN MORE OR BECOME A DEALER PLEASE CONTACT US AT:

BIC Sport
58 Rue Alain GERBAULT - Zone Industrielle du PRAT
CP 3716 - CS 23716 - 56037 VANNES Cedex - FRANCE
Tel: +33 (0)2 97 43 75 00
Fax: Tel: +33 (0)2 97 43 75 01
Email: contact-bic@bicsport.com

BIC Sport North America
2384 Cranberry Highway
West Wareham, MA 02576 - USA
Tel: (508) 291-2770
Fax: (508) 291-2772
Email: Contact-us@bicsport.com

BIC Sport Australia
MANLY PAVILION BUILDING COMMONWEALTH PARADE P.O. BOX 911
NSW 1655 MANLY
AUSTRALIA
E-mail : info@bicsport.com.au
Phone : 1 800 730 997

BIC Sport Japan
3-1-9 TSUJIDO-NISHIKAIGAN
FUJISAWA KANAGAWA
JAPAN
info@bicsportjapan.com
TEL:0466-30-1979 / FAX:0466-30-1980



#BOUNDBYWATER

facebook.com/sicmaui | instagram.com/sicmaui | @sic_maui