

SIC
SANDWICH ISLANDS COMPOSITES



**WING
SUP
SURF**

#BOUNDBYWATER

2022 PRODUCT CATALOG



FOIL & WING

Nothing beats the thrill of harnessing the power of the wind to lift off and glide silently above the water's surface. The masterfully crafted Raptor provides the specially-designed platform you need to enter the thrilling realm of Wing Foiling and build your skills. Volume concentrated towards the tail, where Wing Foilers start, and ride, and the full nose outline, provide the volume you need in the shortest possible board.

Raptor Wing Foil Boards are dedicated Wing Foil designs, ready to launch you into an exciting new adventure.

RAPTOR PRO 5'0 80L - 5'4 95L (SL) (SFX)

WING FOIL
BOARD



PERFORMANCE PROFILE

The 5'0" and 5'4" Raptor Pro Wing Foil Boards focus on in-flight performance, with a low rocker profile to promote easy lift off, and beveled rail bottom chines that reduce the chance of catching while touching down, banking upwind, carving a jibe, or turning hard. Deck insets allow addition of foot straps for powerful maneuvering or catching air. Two construction options allow you to find a board that meets your budget.

KEY FEATURES

- Star light (SL) or Superfly x (SFX) constructions
- Compact design rounded nose
- Contoured deck
- Rear foil placement
- Narrow foot strap placement and volume distribution
- Double slotted fin box tracks for plate mount system
- Diamond-groove textured EVA deck pad
- Kicktail pad

SIZES

- 5'0" x 25.0" - 80L (SL) • 108248
- 5'0" x 25.0" - 80L (SFX) • 108251
- 5'4" x 26.0" - 95L (SL) • 108249 **NEW**
- 5'4" x 26.0" - 95L (SFX) • 108252 **NEW**

RAPTOR 5'8 110L - 5'11 120L - 6'2 130L (SL) (SFX)

WING FOIL
BOARD



PERFORMANCE PROFILE

These larger, higher-volume Raptor Wing Foil Boards are perfect for riders who are new to Wing Foiling. They are very stable, even when off the foil, allowing easy paddling and smooth lift off.

KEY FEATURES

- Star light (SL) or Superfly x (SFX) constructions
- Compact design with full nose outline
- Straight tail rocker
- Rear foil placement and volume distribution
- Narrower foot strap placement
- Double slotted fin box tracks for plate mount system
- Diamond-groove textured EVA deck pad
- Kicktail pad

SIZES

- 5'8" x 28.0" - 110L (SL) • 108250 **NEW**
- 5'8" x 28.0" - 110L (SFX) • 108253 **NEW**
- 5'11" x 30.0" - 120L (SFX) • 108254 **NEW**
- 6'2" x 31.0" - 130L (SFX) • 108255 **NEW**

RAPTOR 5'8 AIR 120L - 5'11 AIR 130L (AIR)

WING FOIL BOARD
INFLATABLE



PERFORMANCE PROFILE

The Raptor Air Wing Foil Boards combine specialized Raptor performance design with the compact storage and transportation convenience of an inflatable. Don't let the word inflatable fool you. This board was created with performance in mind for the avid Wing Foiler ready to explore with a portable option or the beginner looking for something softer and less intimidating under their feet.

KEY FEATURES

- FST Fusion construction and composite stringer
- Carbon foil mount with lightweight molded foam core
- Quick release edge
- Rear foil placement
- Narrow foot strap placement
- Convenient travel backpack
- Diamond-groove textured EVA deck pad
- Kicktail pad
- Repair kit

SIZES

- 5'8" x 28.0" - 120L (AIR) • 108256 **NEW**
- 5'11" x 30.0" - 130L (AIR) • 108257 **NEW**

POACHER 4'6 40L (SL) SURF FOIL

MAKO 5'7 105L (SL) SUP FOIL

PERFORMANCE PROFILE

The high-performance Poacher Surf Foil board can elevate even small waves or sloppy days into an uplifting experience and prepare you for more fun than anybody should be allowed to have on bigger, cleaner days. Different than a Wing Foil board, performance comes down to inches in the details.

KEY FEATURES

- Starlight (SL) construction
- Shorter length
- Beveled rails on the bottom
- Full nose
- Kick pad
- Double-slotted fin box tracks for plate mount system
- Diamond-groove textured EVA deck pad

SIZE

- 4'6" x 21.0" - 40L (SL) • 107209



PERFORMANCE PROFILE


The Mako is our SUP-focused Foil board, with a sleek nose design that allows the board to surface quickly if it pearls, volume distribution designed to enhance fore and aft stability, a contoured deck to increase side-to-side stability, and beveled bottom rail chines that won't catch during steep turns.

KEY FEATURES

- Starlight (SL) construction
- Double-slotted fin box tracks for plate mount system
- Beveled rails on the bottom
- Full nose
- Contoured deck
- Diamond-groove textured EVA deck pad
- Kick pad

SIZE

- 5'7" x 28.0" - 105L (SL) • 107207



guideline for novices: Add 30 liters to your weight in kg, including wetsuit.

RAPTOR WINGS

PERFORMANCE PROFILE

The SIC Raptor Wing has been designed and rigorously tested by the team on Maui and Europe. The wing's leading edge utilizes a ultra-rigid, non-stretch, Dacron. Wich improves airflow, flight stability, and prevents seam bulging on the leading edge. Expect snappy turns, explosive lift, and smooth sailing upwind.

KEY FEATURES

- In-flow panel design
- TRIPLE RIPSTOP canopy
- Trailing edge battens to stabilize leach
- 2x RUSH-AIR inflation/deflation valves
- Carry backpack
- Dacron leading-edge and control strut
- Web control handle loops
- Windowless design for max. performance
- Wrist leash
- Repair kit

SIZES


- 3.0 m² • 108258
- 4.0 m² • 108259
- 5.0 m² • 108260
- 6.0 m² • 108261
- 7.0 m² • 108262



RAPTOR FOILS

The Raptor Foils are the ideal platform to launch into the air from. Two ranges have been designed and developed to complete your Wing foiling tool kit, from **discovery & progression (Flite)** to **maximum performance (Slash)**.

All SIC Foils are 100% compatible across all components, so that you can start and then progress at your own speed, interchanging the components as you go.



COMBINED FEATURES


- All Flite, Slash components are interchangeable. You can start with the Flite and upgrade to the Slash.
- Front wings and Stab Winglets : Avoid ventilation, control the yaw axis, better low-end speed.
- 100% of screws are M8 Torx.
- All Fuselage, Mast, Wing screws are on the bottom of the foil, making set-up quick and efficient.
- Delivered with Tef Gel, maximizing the durability and longevity of your foil set-up.
- All complete foils are delivered with Wing & Mast Covers, and complete Foil bags.

SLASH FOILS

PERFORMANCE PROFILE

The Slash range in full carbon is all about maximum glide, high-speed, and hard carving for those who want to push Wing Foiling to the maximum. Multiple versatility for maximum customization according to riding styles.

Kit Complete	Front Wing	Aspect ratio	Mast	Fuselage	Back wing	Ref.
SLASH 1200	1200 cm ²	7.9	90 cm	65 cm	400 cm ²	108263
SLASH 1700	1700 cm ²	6.7	75 cm	65 cm	400 cm ²	108264
	900 cm ²	8.5				108265



KEY FEATURES

2x Mast sizes

90 cm for Wing Foil only
75 cm for discovery, or versatility across wing, surf & sup foil.

Stab trimming

+/- 1° to favor lift vs. speed.



Flip fuselage: Two in One

This innovative fuselage buys the foiler two set-up choices within one component. It can either ease your flight and accentuate control or be reversed and answer to a more aggressive turn and pump riding style. Flip the asymmetrical fuselage Short Side Forward for stability. Flip it Long Side forward to increase maneuverability.

Front wings

900cm², 1200 cm² & 1700 cm² wings according to rider weight.

Construction
Full carbon.

High Aspect Ratio Front Wing


Better glide and better speed, perfect for experts.

FLITE FOILS

PERFORMANCE PROFILE

The Flite range with aluminum mast and fuselage, focuses on the key discovery & progression phase, where plug-and-play accessibility, take off and stability in flight will get you addicted to the thrill of Wing Foiling quickly.

Kit Complete	Front Wing	Aspect ratio	Mast	Fuselage	Back wing	Ref.
FLITE 1500	1500 cm ²	5.2	75 cm	75 cm	450 cm ²	108276
FLITE 2000	2000 cm ²	5.4	75 cm	75 cm	450 cm ²	108277



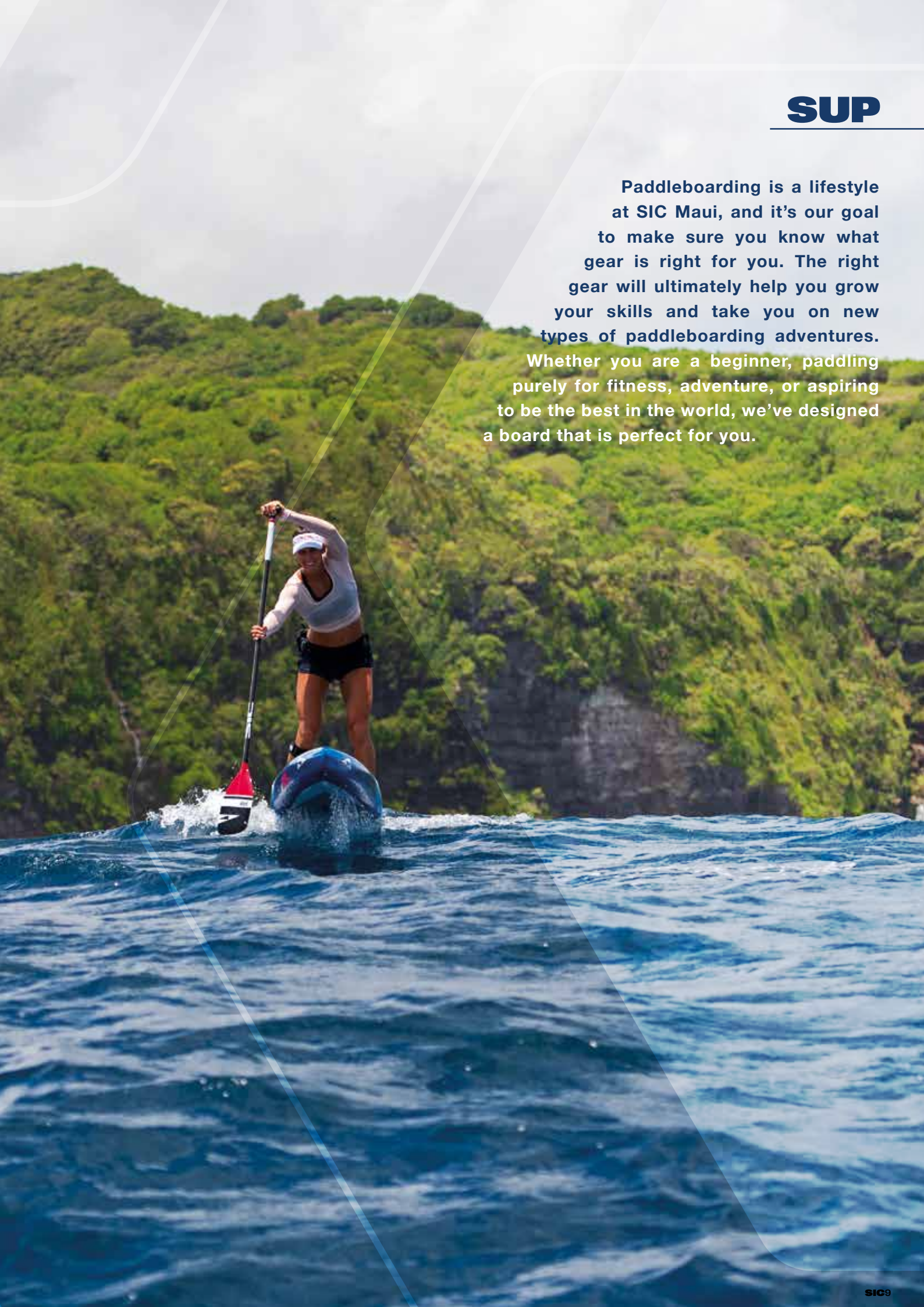
KEY FEATURES

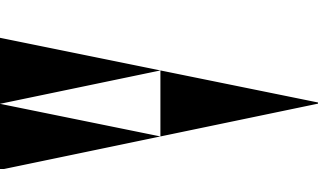
- Low Aspect Ratio Front Wing.
- Better low-end light wind performance, stable, perfect for discovering the sport.
- Plug-and-Play: One fuselage, one front wing, one mast, one stabilizer.
- Front wing sizes adjusted to rider weight: • 1500: <80 kg +/- • 2000: 80-100 kg +/-.
- Mast, Fuselage, Plate, Connector Construction: Aluminium.
- Front Wing & Stabilizer Construction: Carbon wrap.



SUP

Paddleboarding is a lifestyle at SIC Maui, and it's our goal to make sure you know what gear is right for you. The right gear will ultimately help you grow your skills and take you on new types of paddleboarding adventures. Whether you are a beginner, paddling purely for fitness, adventure, or aspiring to be the best in the world, we've designed a board that is perfect for you.





RACE



XRS (SF)

FLAT WATER / DUGOUT

- 14'0" x 20.0" - 315L (SF) • 108220 **NEW**
- 14'0" x 22.0" - 340L (SF) • 108221 **NEW**
- 14'0" x 24.0" - 370L (SF) • 108222 **NEW**



ATLANTIS (SF)

ROUGH WATER / DOWNWIND / DUGOUT

- 14'0" x 22.0" - 265L (SF) • 107232
- 14'0" x 24.0" - 290L (SF) • 107204
- 14'0" x 26.0" - 315L (SF) • 107205

TOURING



BULLET (DF) (SF)

DOWNWIND / PERFORMANCE FITNESS

- 11'0" x 28.5" - 223L (DF) • 103317
- 12'6" x 28.5" - 266L (DF) • 103318
- 12'6" x 30.0" - 280L (DF) • 103319
- 14'0" x 27.5" - 291L (DF) • 103320
- 14'0" x 30.0" - 318L (DF) • 103321
- 12'6" x 28.5" - 266L (SF) • 103322
- 14'0" x 27.5" - 291L (SF) • 103323




OKEANOS (DF)

CRUISING / PERFORMANCE FITNESS

- 11'0" x 28.0" - 220L (DF) • 108225 **NEW**
- 12'6" x 27.0" - 240L (DF) • 108226 **NEW**
- 12'6" x 29.0" - 275L (DF) • 108227 **NEW**
- 14'0" x 26.0" - 283L (DF) • 108228 **NEW**
- 14'0" x 28.0" - 305L (DF) • 108229 **NEW**

ALL AROUND



MANGROVE (DF)

CRUISING / RECREATIONAL FITNESS / FISHING

- 10'6" x 32.0" - 250L (DF) • 108230
- 11'6" x 33.0" - 280L (DF) • 108231
- 11'6" x 33.0" - 280L FISH (DF) • 108232 **NEW**



TAO FIT (AT) (TT)

RECREATIONAL CRUISING / FITNESS / FISHING

- 10'0" x 33.0" - 195L ART (AT) • 103731
- 11'0" x 34.0" - 260L ART (AT) • 103732
- 10'0" x 33.0" - 195L (TT) • 103708
- 11'0" x 34.0" - 260L (TT) • 103709

TAO BIG FISH (AT)

RECREATIONAL CRUISING / FITNESS / FISHING

- 12'0" x 35.0" - 350L (AT) • 101990

SUP SURF



SABER (GC+)

RECREATIONAL SURF / CRUISING / FITNESS

- 10'6" x 30.0" - 155L (GC+) • 108233
- 11'6" x 30.0" - 185L (GC+) • 108234



TAO SURF (AT) (TT)

RECREATIONAL SURF / CRUISING

- 9'2" x 31.5" - 145L ART (AT) • 102269
- 10'6" x 31.5" - 185L ART (AT) • 102270
- 11'6" x 32.5" - 215L ART (AT) • 102271
- 9'2" x 31.5" - 145L (TT) • 103705
- 10'6" x 31.5" - 185L (TT) • 103706
- 11'6" x 32.5" - 215L (TT) • 103707

BOARD OVERVIEW



RS (SF)

FLAT WATER / ALL WATER

- 14'0" x 23.0" - 279L (SF) • 103341
- 14'0" x 24.5" - 297L (SF) • 103342
- 14'0" x 26.0" - 315L (SF) • 103343



SONIC (AT)

RECREATIONAL / CRUISING / FITNESS

- 11'0" x 29.0" - 220L ART (AT) • 103733
- 12'6" x 30.0" - 285L ART (AT) • 103734

AIR



RS AIR (FST)

ALL WATER / PERFORMANCE FITNESS

- 11'0" x 24.0" - 230L YOUTH (FST) • 108235 **NEW**
- 12'6" x 29.0" - 320L (FST) • 108236 **NEW**
- 14'0" x 26.0" - 320L (FST) • 108237 **NEW**
- 14'0" x 28.0" - 350L (FST) • 108238 **NEW**



BULLET AIR (FST)

DOWNWIND / CRUISING / PERFORMANCE FITNESS

- 14'0" x 28.5" - 340L (FST) • 108239 **NEW**
- 17'4" x 26.6" - 420L (FST) • 108240 **NEW**



OKEANOS AIR (FST)

CRUISING / FITNESS

- 11'0" x 29.0" - 305L (FST) • 108241 **NEW**
- 12'6" x 31.0" - 340L (FST) • 108242 **NEW**
- 14'0" x 30.0" - 380L (FST) • 108243 **NEW**

OKEANOS EXP AIR (FST)

CRUISING / FITNESS

- 12'6" x 31.0" - 340L EXP (FST) • 108323 **NEW**
- 14'0" x 30.0" - 380L EXP (FST) • 108324 **NEW**



TAO AIR (SST)

CRUISING / SURF / WINDSURF

- 10'6" x 33.0" - 305L SURF PKG (SST) • 107211
- 10'6" x 32.0" - 280L WIND PKG (SST) • 107214
- 11'0" x 32.0" - 320L TOUR PKG (SST) • 107212
- 12'6" x 30.0" - 330L TOUR PKG (SST) • 107213

MOTHERSHIP (SST)

GROUP FUN / RENTAL / CLUB

- 17'0" x 59.0" - 1200L (SST) • 105235



PERFORMANCE PROFILE

The design concept for the XRS developed from our highly successful X Series flatwater board, perhaps designed ahead of its time, when the market was focusing on all-water designs. The XRS is now the latest release of a specialist flat water board, fusing the "X" name with the award-winning RS.

In a world full of cross-over boards, the XRS race board is a master of one thing - flat water racing. Purpose-driven, the XRS provides the best possible length to the width aspect ratio, delivering a stable platform for a racer to power up for speed. The flat bottom with the proportionally wide tail offers this foundation, and with an effective waterline, the XRS allows paddlers to achieve unrivaled acceleration. It's a purebred board with a one-track mind: to beat the clock, to win!

SIZES

- 14'0" x 20.0" - 315L (SF) • 108220 **NEW**
- 14'0" x 22.0" - 340L (SF) • 108221 **NEW**
- 14'0" x 24.0" - 370L (SF) • 108222 **NEW**

BELOW WATERLINE PROTRUDING BULBOUS NOSE

This marine concept creates an early bow wake diminishing the overall front wake, ultimately reducing drag along the remaining rail outline.

FLAT BOTTOM WITH SMALL UNDER TUCK AND PARALLEL RAIL OUTLINE

Provides stability and reduces yaw, decreasing the amount of time you switch your paddle from side to side.

HIGH FREEBOARD DUGOUT COCKPIT AND BACKWARDS ANGLE DECK

Reduces cockpit water intake and promotes self-drainage.

LOW ROCKER LINE

Creates the most effective 14' waterline for efficient glide and speed.

INVERTED GUNNEL HANDLE


Provide optimum board handling control with uncluttered aesthetics.

OPEN TRANSOM TAIL

Provides stability and easy water drainage.

OTHERS KEY FEATURES

- Cross-cut eva deck pad
- Leash plug
- Action camera mount on the nosegore-textm breather vent



"A master of one! The XRS is designed to best perform in a calm body of water with hull design that would maintain a high average speed."
Mark Raaphorst

ATLANTIS (SF)

RACE
ROUGH WATER
DOWNWIND / DUGOUT

PERFORMANCE PROFILE

The Atlantis is the latest addition to the SIC's race category boards, built for rough water, moderate to heavy downwind, and swell conditions.

KEY FEATURES

- Super Fly Construction (SF)
- Step-Channel Bottom
- 8.3" Weedless 3K Carbon Fin
- EZ-Grab handle
- Cross-cut EVA deck pad
- NEW – venturi drainage duct
- Race handles (2)
- Tail kick pad
- Bungee tie-downs
- Leash plug

SIZES

- 14'0" x 22.0" - 265L (SF) • 107232
- 14'0" x 24.0" - 290L (SF) • 107204
- 14'0" x 26.0" - 315L (SF) • 107205



Venturi drainage duct
For rapid evacuation of water from cockpit



RS (SF)

RACE
FLAT WATER
ALL WATER

PERFORMANCE PROFILE

The RS, SIC's premier race board, has been fine-tuned and made even faster in flat and all-water conditions and been made substantially more durable.

KEY FEATURES

- Super Fly Construction (SF)
- Step-Channel Bottom
- 8.3" Weedless 3K Carbon Fin
- EZ-Grab handle
- Cross-cut EVA deck pad
- Drainage holes
- Race handles (2)
- Tail kick pad
- Bungee tie downs
- Leash plug
- Gore-Tex™ breather vent
- Action camera mount on nose

SIZES

- 14.0 x 23.0 - 279L (SF) • 103341
- 14.0 x 24.5 - 297L (SF) • 103342
- 14.0 x 26.0 - 315L (SF) • 103343



OKEANOS (DF)

TOURING
CRUISING
PERFORMANCE FITNESS

PERFORMANCE PROFILE

The Okeanos is a fitness and touring board that has won awards such as the SUPConnect “Best Touring Board” and “Best Overall Board”. The board has been outfitted with numerous tie-downs to mount your cargo. It is super stable rail-to-rail making this a great board to fish off and load with gear for any adventure.

KEY FEATURES

- Dragon Fly (DF) construction
- 8.3” Weedless 3K Carbon Fin
- 2 FCS2 fin boxes to accommodate shallow draft (Fins Not Included)
- Step-Channel Bottom
- EZ-Grab handles
- Crocodile textured EVA Deck Pad
- Bungee tie-downs on the nose and tail
- Leash plug
- Gore-Tex™ breather vent
- Action camera mount on the nose

SIZES

- 11'0" x 28.0" - 220L (DF) • 108225 **NEW**
- 12'6" x 27.0" - 240L (DF) • 108226 **NEW**
- 12'6" x 29.0" - 275L (DF) • 108227 **NEW**
- 14'0" x 26.0" - 283L (DF) • 108228 **NEW**
- 14'0" x 28.0" - 305L (DF) • 108229 **NEW**



11'0

12'6

BULLET (DF) (SF)

TOURING
DOWNWIND
PERFORMANCE FITNESS

PERFORMANCE PROFILE

The Bullet is not only a tremendous downwind board, it's designed to be a versatile touring board that can drop-in and surf swell as well as beach and point breaks.

KEY FEATURES

- Super Fly (SF) construction - 14'0", 12'6"
- Dragon Fly (DF) construction - 14'0", 12'6", 11'0"
- 7.0" Weedless fin - 14'0", 12'6", 11'0"
- EZ-Grab carry handle
- Cross-cut EVA deck pad
- Paddle Carrying Loops
- Leash plug
- Gore-Tex™ breather vent
- Action camera mount on the nose

SIZES

- 11'0" x 28.5" - 223L (DF) • 103317
- 12'6" x 28.5" - 266L (DF) • 103318
- 12'6" x 30.0" - 280L (DF) • 103319
- 14'0" x 27.5" - 291L (DF) • 103320
- 14'0" x 30.0" - 318L (DF) • 103321
- 12'6" x 28.5" - 266L (SF) • 103322
- 14'0" x 27.5" - 291L (SF) • 103323



SONIC (AT)

TOURING
RECREATIONAL
CRUISING / FITNESS

PERFORMANCE PROFILE

Whether cruising flat-water, touring lakes, adventuring in open ocean, or racing, the Sonic will give you the stability and confidence to advance.

KEY FEATURES

- ACE-TEC (AT) construction
- Digitally printed graphics
- 9.0" FCS Connect fiberglass touring fin
- Honeycomb textured EVA deck pad
- Ergo-Undercut handle
- Bungee tie-downs
- Externally molded leash plug/inserts

SIZES

- 11'0" x 29.0" - 220L ART (AT) • 103733
- 12'6" x 30.0" - 285L ART (AT) • 103734



MANGROVE (DF)

ALL AROUND
CRUISING / FISHING
RECREATIONAL FITNESS

PERFORMANCE PROFILE

The Mangrove fits a wide range of paddlers looking for a stable platform for fishing, yoga, touring, paddling with kids or pups.

KEY FEATURES

- Dragon Fly (DF) construction
- 8.3" Weedless 3K Carbon Fin
- 2 FCS2 fin boxes to accommodate shallow draft fins (Fins Not Included)
- EZ-Grab handles
- Crocodile textured EVA Deck Pad
- Bungee tie downs on the nose and tail
- Leash plug
- Gore-Tex™ breather vent

SIZES

- 10'6" x 32.0" - 250L (DF) • 108230
- 11'6" x 33.0" - 280L (DF) • 108231
- 11'6" x 33.0" - 280L FISH (DF) • 108232 **NEW**



TAO FIT (AT) (TT) & TAO BIG FISH

ALL AROUND
RECREATIONAL CRUISING
FITNESS / FISHING

PERFORMANCE PROFILE

The TAO Fit is all about stability, durability, and versatility. It's a keeled nose cut through the water and helps with tracking.

KEY FEATURES

- ACE-TEC (AT) and TOUGH-TEC (TT)
- Lightweight, watertight EPS core
- 9.0" FCS Connect touring fin (on Big Fish)
- 2 +1 fin set (2 x FCS M5 Thruster side fins) (on TAO Fit 10'0", 11'0")
- Full length Honeycomb Textured EVA deck pad
- Ergo-Undercut handle
- Bungee tie-downs
- Externally molded, leash plug, inserts, fin boxes

SIZES

- 10'0" x 33.0" - 195L ART (AT) • 103731
- 11'0" x 34.0" - 260L ART (AT) • 103732
- 10'0" x 33.0" - 195L (TT) • 103708
- 11'0" x 34.0" - 260L (TT) • 103709
- 12'0" x 35.0" - 350L BIG FISH (AT) • 101990



SABER (GC+)

SUP SURF
RECREATIONAL SURF
CRUISING / FITNESS

PERFORMANCE PROFILE

The Saber is a great recreational cruiser that can surf without performance being compromised. The Saber is a great place to start if you think cruising and surfing are in your future.

KEY FEATURES

- Glass Composite + Innegra (GC+)
- 2+1 config including FCS2 fin boxes + 10" US Center Box (Three/Four XL Fusion compatible fins + 9.0" MAHI 3K Carbon Fin)
- Diamond groove textured EVA deck pad
- 4-piece kick pad
- EZ-Grab carry handle
- Leash plug
- Gore-Tex™ breather vent

SIZES

- 10'6" x 30.0" - 155L (GC+) • 108233
- 11'6" x 30.0" - 185L (GC+) • 108234



TAO SURF (AT) (TT)

SUP SURF
RECREATIONAL SURF
CRUISING

PERFORMANCE PROFILE

The TAO Surf series is inspired by traditional surf design, letting you carve down the line with ease or paddle and cruise

KEY FEATURES

- ACE-TEC (AT) and TOUGH-TEC (TT)
- Lightweight, watertight EPS core
- 2+1 fin set (2 x FCS M5 Thruster side fins)
- Honeycomb Textured EVA deck pad
- Ergo-Undercut handle
- Bungee tie-downs
- Externally molded, leash plug, inserts, fin boxes

SIZES

- 9'2" x 31.5" - 145L ART (AT) • 102269
- 10'6" x 31.5" - 185L ART (AT) • 102270
- 11'6" x 32.5" - 215L ART (AT) • 102271
- 9'2" x 31.5" - 145L (TT) • 103705
- 10'6" x 31.5" - 185L (TT) • 103706
- 11'6" x 32.5" - 215L (TT) • 103707



9'2" (TT) 10'6" (TT) 11'6" (TT) 9'2" (AT) 11'6" (AT) 10'6" (AT)

RS (FST) AIR

AIR
ALL WATER
PERFORMANCE FITNESS

PERFORMANCE PROFILE

The RS Air continues to serve up the best in displacement shaped, all-water, multidiscipline inflatables.

KEY FEATURES

- Fusion Skin Technology (FST)
- Integrated race handles (2)
- Neoprene center carry handle
- Air7 polycarbonate fin box
- 9.0" Weedless fin (nylon)
- Diamond grooved textured EVA deck pad
- Bungee tie downs
- Dual action pump
- Leash
- Wheelie backpack
- Camera mount on nose
- Repair kit with fin screw + plate

SIZES

- 11'0" x 24.0" - 230L YOUTH (FST) • 108235 **NEW**
- 12'6" x 29.0" - 320L (FST) • 108236 **NEW**
- 14'0" x 26.0" - 320L (FST) • 108237 **NEW**
- 14'0" x 28.0" - 350L (FST) • 108238 **NEW**



BULLET (FST) AIR

AIR
DOWNWIND / CRUISING
PERFORMANCE FITNESS

PERFORMANCE PROFILE

Bullet Air is one of the stiffest and safest boards on the market.

KEY FEATURES

- Fusion Skin Technology (FST)
- Neoprene center carry handle
- Air7 polycarbonate fin box
- 9.0" Weedless fin (nylon)
- Diamond grooved textured EVA deck pad
- Paddle carrying loops - Bullet 17'4"
- Bungee tie downs
- Dual action pump
- Leash
- Wheelie backpack
- Camera mount on nose
- Repair kit with spare fin + screw plate

SIZES

- 14'0" x 28.5" - 340L (FSTx2) • 108239 **NEW**
- 17'4" x 26.6" - 420L (FSTx2) • 108240 **NEW**



OKEANOS (FST)

AIR

AIR
CRUISING
FITNESS

PERFORMANCE PROFILE

The Okeanos Air not only can carry a wide variety of paddlers sizes, but the rigging in the fore and aft deck can be loaded with gear for any type of adventure.

KEY FEATURES

- Fusion Skin Technology (FST)
- Neoprene center carry handle
- Air7 polycarbonate fin box
- 2+1 Fin setup / 9.0" Weedless fin + 2x Side Fins (nylon)
- Honeycomb EVA deck pad
- Bungee tie-downs on fore and aft deck
- Dual action pump
- Leash
- Wheelie backpack
- Camera mount on nose
- Repair kit with fin screw + plate

SIZES

- 11'0" x 29.0" - 305L (FST) • 108241 **NEW**
- 12'6" x 31.0" - 340L (FST) • 108242 **NEW**
- 14'0" x 30.0" - 380L (FST) • 108243 **NEW**
- 12'6" x 31.0" - 340L EXP (FST) • 108323 **NEW**
- 14'0" x 30.0" - 380L EXP (FST) • 108324 **NEW**



TAO & MOTHERSHIP (SST)

AIR

PERFORMANCE PROFILE

The TAO Air is designed for the paddler who wants a family board, surf up to mid-sized waves, do SUP yoga, cruise or recreationally windsurf.

Mothership: Grab 6-8 of your friends and have some supersized fun with the Mothership. Great for rental shops, camps, schools, and family fun.

AIR
CRUISING / SURF / WINDSURF
GROUP FUN / RENTAL / CLUB

KEY FEATURES (TAO Air)

- Support Stringer Technology (SST)
- 3 piece aluminium paddle w/ Anti Twist grip
- Neoprene center carry handle
- Air7 polycarbonate fin box
- 9.0" Weedless fin (nylon) on Tour/Wind (2 fins)
- 8.0" Mahi fin (nylon) on TAO 10'6"
- Honeycomb textured EVA deck pad
- Bungee tie-downs • Dual-action pump
- Tow D-ring (located in the nose on the bottom)
- Backpack carry case (no wheels)
- Camera mount on nose • Leash
- Repair kit with spare fin screw + plate

SIZES

- 10'6" x 33.0" - 305L SURF PKG (SST) • 107211
- 10'6" x 32.0" - 280L WIND PKG (SST) • 107214
- 11'0" x 32.0" - 320L TOUR PKG (SST) • 107212
- 12'6" x 30.0" - 330L TOUR PKG (SST) • 107213
- 17'0" x 59.0" - 1200L MOTHERSHIP (SST) • 105235



PADDLES

BATTLE

SUMMARY

The cut to length Battle paddle has a clean catch, delivers smooth efficiency in your stroke's power section, and is ideal for distance and high cadence.

IDEAL FOR

- High cadence paddling Sprinting
- Downwinding
- Long distances

SIZES

- Battle 75 • 105424
- Battle 85 • 105425



MALIKO

SUMMARY

The cut to length adjustable Maliko features a new blade shape that focuses on power and efficiency, offered in slim and standard shaft diameter.

IDEAL FOR

- All-around racing
- Fitness
- Touring
- SUP Surfing
- SUP foiling

SIZES

- Maliko 80 • 105426
- Maliko 90 • 105427
- Maliko Slim 70 • 105428
- Maliko Slim 80 • 105429



BOLT

SUMMARY

The Bolt offers the most flex and durability in a lighter weight paddle for recreational users.

IDEAL FOR

- All-around racing
- Touring
- Surfing
- SUP foiling

SIZES

- Bolt 80 LL 2PC • 105430
- Bolt 90 LL 2PC • 105431
- Bolt Slim 70 LL 2PC • 105432
- Bolt Slim 80 LL 2PC • 105433
- Bolt Youth 65 LL 2PC • 101903



TAO

SUMMARY

The Tao is the most versital, durability adjustable paddle for recreational users.

IDEAL FOR

- All-around racing
- Touring
- Surfing
- SUP foiling
- Perfect for Traveling

SIZES

- Tao 90 LL 2PC • 102366
- Tao 90 LL 3PC • 102368



TALON

SUMMARY

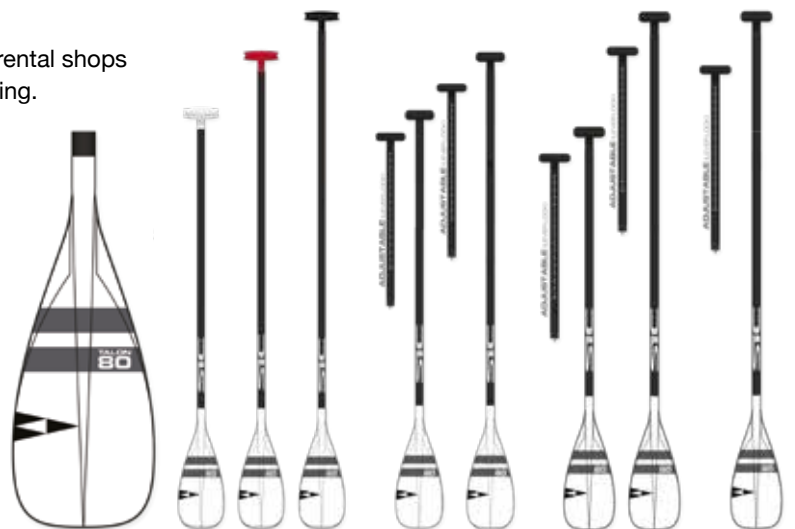
A durable paddle option for recreational paddlers, rental shops and clubs, who want a paddle that can take a beating.

IDEAL FOR

- All-around recreational use • Rental shops and clubs

SIZES

- Talon Alu Fix 170 • 107623
- Talon Alu Fix 190 • 107624
- Talon Alu Fix 210 • 107625
- Talon Alu Adj 140-180 • 107626
- Talon Alu Adj 170-210 • 107627
- Talon FP Adj LL 140-180 • 107628
- Talon FP Adj LL 170-210 • 107629
- Talon Travel FP Adj LL 170-210 • 107630



BOLT / TAO YOUTH

SUMMARY

The Bolt Youth (65% carbon / 35% fiberglass) and Tao Youth (100% fiberglass) paddles offer the most flex and durability in a lighter weight paddle for recreational users.

IDEAL FOR

- All-around youth racing
- Youth touring
- Youth surfing

SIZES

- Bolt Youth 65 LL 2PC • 101903
- Tao Youth 65 LL 2PC • 101904





SURF

SIC has a surfboard for everyone. Whether you are a beginner or aspiring to be the best in the world, we offer a variety of shapes, sizes and construction to fit your surfing needs. Shapes are made by the legends: Jon Henderson, Gérard Dabbadie and Peter 'PAN' Panagiotis.



PISTOL WHIP (SL)

PERFORMANCE
Surf

PERFORMANCE PROFILE

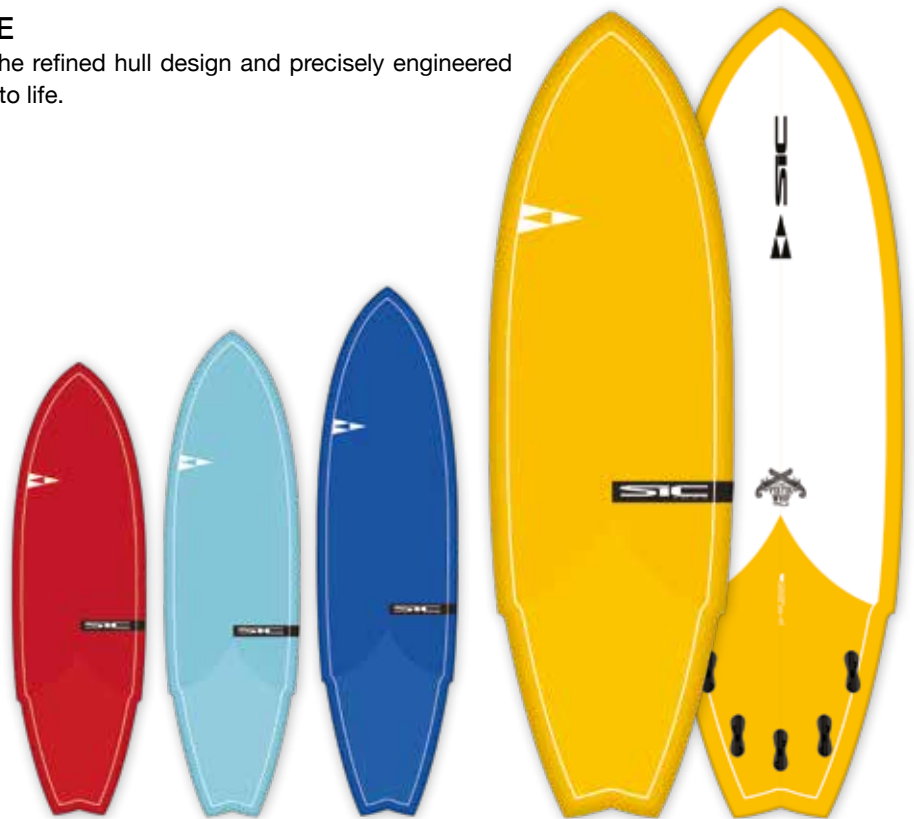
Acceleration and glide resulting from the refined hull design and precisely engineered balance bring SIC's Pistol Whip model to life.

KEY FEATURES

- Star Light (SL) construction
- Five FCS2 fin boxes
- Configure: quad, thruster, twin-fin
- Fins sold separately
- Leash plug

SIZES

- 5'6" x 20.25" - 32L (SL) • 103368
- 6'0" x 21.50" - 40L (SL) • 103369
- 6'4" x 21.50" - 44L (SL) • 103370
- 6'10" x 22.00" - 53L (SL) • 103371



PICK POCKET (SL)

PERFORMANCE
Surf

PERFORMANCE PROFILE

The Pick Pocket is a Malibu style shape that maintains speed when paddling out into the lineup and is quick to catch waves where other boards struggle. We called it the Pick Pocket because you will be picking off waves and dropping into the pocket before anyone.

KEY FEATURES

- Star Light (SL) construction
- Quad + 1 U.S. fin box - FCS2 boxes
- Configure as: quad, thruster, single fin
- Fins sold separately
- Leash plug

SIZES

- 7'0" x 22.00" - 49L (SL) • 103372
- 7'4" x 22.50" - 57L (SL) • 103373
- 7'10" x 23.00" - 63L (SL) • 103374



SWINDLER (SL)

PERFORMANCE
Surf

PERFORMANCE PROFILE

The SIC Swindler model delivers performance with soul. The tapered foil of the nose and tail combined with the low, thin rails provides progressive performance and maximum maneuverability.

KEY FEATURES

- Star Light (SL) construction
- 2+1 FCS2 fin boxes + 1 U.S. box
- Configure as a thruster, single fin
- Fins sold separately
- Leash plug

SIZES

- 8'6" x 22.50" - 60L (SL) • 103375
- 9'0" x 22.75" - 70L (SL) • 103376



SMUGGLER (SL)

PERFORMANCE
Surf

PERFORMANCE PROFILE

An authentic traditional longboard shape, the SIC Smuggler model delivers timeless style, glide, flow, and fun.

KEY FEATURES

- Star Light (SL) construction
- Single fin, U.S. fin box
- Configure as a single fin
- Fins sold separately
- Leash plug

SIZES

- 9'4" x 22.75" - 79L (SL) • 103377
- 9'8" x 23.79" - 89L (SL) • 103378



DRIFTER (AT)

**DURABLE
PERFORMANCE**

PERFORMANCE PROFILE

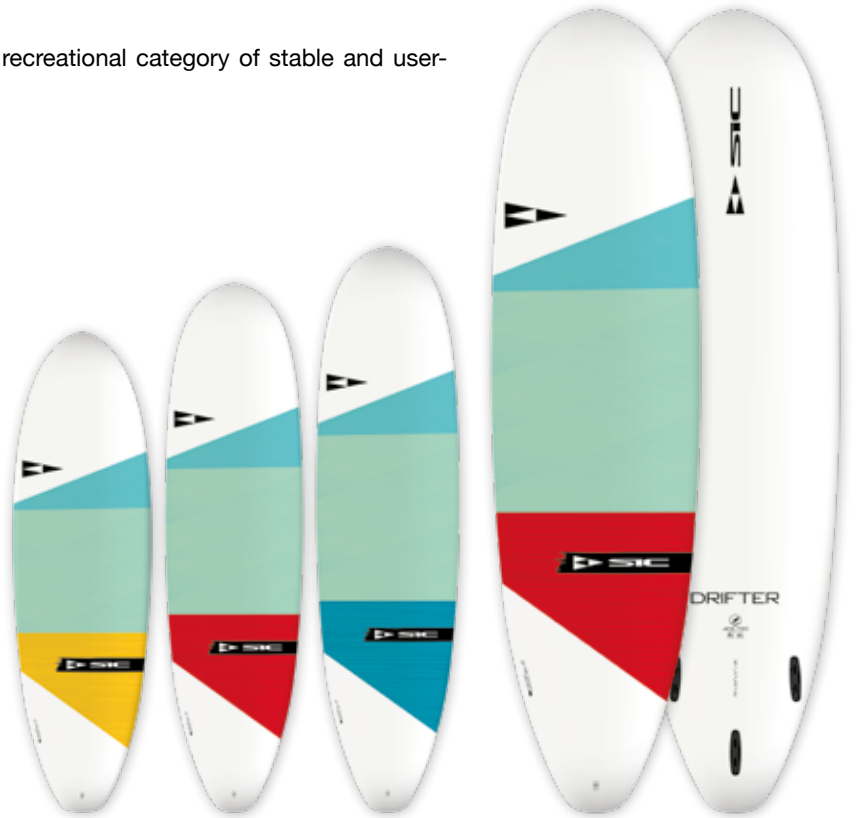
The Drifter series sets the pace with a new recreational category of stable and user-friendly boards that are fun for all skill levels.

KEY FEATURES

- ACE-TEC (AT) construction
- Lightweight, watertight EPS core
- Digitally direct printed
- 3 FCS Fin boxes
- 3 FCS M5 thruster fins
- Externally molded leash plug, fin boxes

SIZES

- 6'8" x 23.10" - 48L (AT) • 106353
- 7'4" x 22.80" - 59L (AT) • 106354
- 7'10" x 23.50" - 70L (AT) • 106355
- 8'8" x 23.50" - 88L (AT) • 107153



DRIFTER (TT)

**DURABLE
PERFORMANCE**

PERFORMANCE PROFILE

The Drifter series sets the pace with a new recreational category of stable and user-friendly boards that are fun for all skill levels.

KEY FEATURES

- TOUGH-TEC (TT) construction
- Lightweight, watertight EPS core
- 3 FCS Fin boxes
- 3 FCS M5 thruster fins
- Externally molded leash plug, fin boxes

SIZES

- 6'6" x 22.50" - 45L (TT) • 106368
- 7'2" x 22.25" - 55L (TT) • 106369
- 7'8" x 23.00" - 65L (TT) • 106370
- 8'6" x 23.00" - 80L (TT) • 107155



CLASSICS (AT)

**DURABLE
PERFORMANCE**

PERFORMANCE PROFILE

Beginners will appreciate the Longboard's volume and a forgiving outline, while advanced wave walkers will be impressed with the way it handles in a small to larger waves.

KEY FEATURES

- ACE-TEC (AT) construction: Lightweight, watertight EPS core
- Direct printed graphics: both beauty and durability
- Extremely molded leash plug, fin boxes
- CARVER: Tri-fin / Set-up: 3 FCS GL fins
- LONGBOARD: 2 +1 fin / Set-up: FCS 8" + FCS GL side fins
- NOSE RIDER: 2 +1 fin / Set-up: FCS 10" + FCS GL side fins
- BIG BOY: 2 +1 fin / Set-up: FCS 10" + FCS GL side fins

SIZES

- 7'6" x 21.40" - 51L CARVER (AT) • 102274
- 9'0" x 22.50" - 66L LONGBOARD (AT) • 102275
- 9'4" x 22.80" - 78L NOSE RIDER (AT) • 102276
- 9'6" x 28.00" - 130L BIG BOY (AT) • 102277



DARKHORSE (VT)

**SOFT FOAM
GLASS HYBRID**

PERFORMANCE PROFILE


The soft board revolution is on. Great shapes and highly engineered construction come together in a vortex of style and performance.

KEY FEATURES

- Vortex™ construction: Foam and Glass Hybrid Soft Top/Bottom
- Molded EPS core
- HDPE with Vectra Ply reinforced skin with IXPE (Irradiated cross linked polyethylene) foam backing for durability and protection
- PVC reinforced FCS Fusion compatible fin boxes, 5'8", 6'8": 5 fin setup / 7'4", 8'4": tri fin set up
- FCS Fusion compatible fin boxes
- Nylon fin set
- High-density EVA wrapped rails

SIZES

- 5'8" x 20.00" - 40L (VT) • 106415
- 6'8" x 22.00" - 60L (VT) • 106416
- 7'4" x 22.50" - 70L (VT) • 106417
- 8'4" x 23.00" - 85L (VT) • 106418



FINS

WEEDLESS 7.0"

3K CARBON FIN

This fin is fast and can cut through any type of grass or kelp. Light weight with strength equals hi-performance.



WEEDLESS 8.3"

3K CARBON FIN

This fin is fast and can cut through any type of grass or kelp. Light weight with strength equals hi-performance.



MAHI 9.0"

3K CARBON SINGLE FIN

Classic 9" Single Surf Fin. Glass / Carbon, for a standard finbox.



FCS HATCHET 9.0"

GLASS/ CARBON SINGLE FIN

9" Single Touring Fin. Glass / Carbon, FCS II Connect.



FCS DOLPHIN FIN 10.0"

GLASS SINGLE FIN

Classic 10" Single Surf Fin. For a standard finbox.



MAHI 8.0"

NYLON SINGLE FIN

Classic 8" Single Surf Fin. For a standard finbox.



WEEDLESS 9.0"

NYLON SINGLE FIN

9" Single Touring Fin. For a standard finbox.



PISTOL WHIP

GLASS/ HONEYCOMB QUAD/TRI

FUSE 4.25-R/L Asymm, FUSE 3.75-Symm, FCS 2-Tab



PICK POCKET

GLASS/ HONEYCOMB QUAD/TRI

FUSE 4.15-R/L Asymm, 3.75-R/L Symm, FCS 2-Tab



SWINDLER

GLASS/ HONEYCOMB-2+1 FIN SET

FUSE 4.15-R/L Asymm, FCS 2-Tab, CHEAT 6.0 Symm, US Box



FCS G-XQ REG

GLASS/ CARBON THRUSTER FIN

Thruster fin set, FCS 2-Tab



THREE / FOUR XL

GLASS/ HONEYCOMB QUAD/TRI

FRONT 5.2-R/L, REAR 5.2 Asymm, FCS 2-Tab



THREE / FOUR REG

GLASS/ HONEYCOMB QUAD/TRI

FRONT 4.9-R/L, REAR 4.9 Asymm, FCS 2-Tab

ACCESSORIES



RACK STRAPS 20' X 1"
20 FT. RACK STRAPS 2 PC SET



RACK STRAPS 13' X 1"
13 FT. RACK STRAPS 2 PC SET



**RACE HANDLE
REMOVABLE**
Padded removable race handle with hardware.



THULE RACK PADS
THULE COMPATIBLE / 24" LONG
Protect your boards on the roof of your vehicle with these high quality, durable rack pads from SIC. Hook-and-loop closure system makes bar installation and removal a breeze. Two high density foam pads feature durable 600D polyester fabric covers that will stand up to years of use.



RACK PADS
STANDARD ROOF RACK PADS / 24" LONG
Protect your boards on the roof of your vehicle with these high quality, durable rack pads from SIC. Fits virtually all factory racks. Premium, all-purpose rack pads for carrying SUPs, surfboards, windsurfers, foils and more.

STACKER PADS
BOARD STACKER PADS / 22" LONG
Protect your boards with these high-quality, durable stacker pads from SIC. These pads offer protection when stacking multiple boards on top of your vehicle. Durable 600D polyester material. No closure system.



SURF LEASH
9' x 7MM / 8' x 7MM / 6' x 7MM
Molded leash, Double swivels, Triple wrap rail saver webbing, Quick release 1 1/2" calf and ankle wrap cuff, Key pocket in cuff.



COIL LEASH
8' x 7MM
Molded coil leash, Double swivels, Triple wrap rail saver webbing, Quick release 1 1/2" calf and ankle wrap cuff, Key pocket in cuff.



HYBRID COIL / STRAIGHT
6' x 7MM -3' + COIL
Molded coil leash, Double swivels, Triple wrap rail saver webbing, Quick release 1 1/2" calf and ankle wrap cuff, Key pocket in cuff.

BOARD BAGS



BOARD / PADDLE BAG FIT GUIDE

SURF BAG DAY TRIP - 6'4" x 21.5" **(#105438)**

DARKHORSE 5'8" x 20.0" (VORTEX)
PISTOL WHIP 5'6" x 20.25" (SL)
PISTOL WHIP 6'0" x 21.5" (SL)
PISTOL WHIP 6'4" x 21.5" (SL)

SURF BAG DAY TRIP - 7'0" x 22.0" **(#105439)**

DARKHORSE 6'8" x 22.0" (VORTEX)
DRIFTER 6'6" x 22.0" (TT)
DRIFTER 6'8" x 23.10" (AT)
PICK POCKET 7'0" x 22.0" (SL)
PISTOL WHIP 6'10" x 22.0" (SL)

SURF BAG DAY TRIP - 8'0" x 23.0" **(#105440)**

CARVER 7'6" x 21.4" (AT)
DARKHORSE 7'4" x 22.5" (VORTEX)
DRIFTER 7'2" x 22.25" (TT)
DRIFTER 7'4" x 22.80" (AT)
DRIFTER 7'8" x 23.0" (TT)
DRIFTER 7'10" x 23.50" (AT)
PICK POCKET 7'4" x 22.5" (SL)
PICK POCKET 7'10" x 22.5" (SL)

SURF BAG DAY TRIP - 9'0" x 23.0" **(#105441)**

DARKHORSE 8'4" x 23.0" (VORTEX)
DRIFTER 8'6" x 23.00" (TT)
LONGBOARD 9'0" x 22.5" (AT)
SWINDLER 8'6" x 22.5" (SL)
SWINDLER 9'0" x 22.75" (SL)

SURF BAG DAY TRIP - 9'8" x 23.0" **(#105442)**

NOSE RIDER 9'4" x 22.80" (AT)
SMUGGLER 9'4" x 22.75" (SL)

SUP SURF BAG - 10'0" x 34.0" **(#102073)**

BIG BOY 9'6" x 28.0" (AT)
SMUGGLER 9'8" x 23.79" (SL)
TAO FIT 10'0" x 33.0" (AT + TT)
TAO SURF 9'2" x 31.5" (AT + TT)

SUP SURF BAG - 11'0" x 36.0" **(#102074)**

BULLET 11'0" x 28.5" (DF)
OKEANOS 11'0" x 28.0" (DF)
SONIC 11'0" x 29.0" (AT)
TAO FIT 11'0" x 34.0" (AT + TT)

SUP TAO SURF BAG - 10'6" x 36.0" **(#108290)**

MANGROVE 10'6" x 32.0" (DF)
SABER 10'6" x 30.0" (GC+)
TAO SURF 10'6" x 31.5" (AT + TT)

SUP TAO SURF BAG - 11'6" x 36.0" **(#108291)**

MANGROVE 11'6" x 33.0" (DF)
MANGROVE FISH 11'6" x 33.0" (DF)
SABER 11'6" x 30.0" (GC+)
TAO SURF 11'6" x 32.5" (AT + TT)

TOURING BAG - 12'6" x 30.0" **(#102369)**

OKEANOS 12'6" x 29.0" (DF)
SONIC 12'6" x 30.0" (AT)

TOURING BAG - 14'0" x 30.0" **(#102370)**

OKEANOS 14'0" x 26.0" (DF)
OKEANOS 14'0" x 28.0" (DF)

VERTICAL SW BAG - 12'6" x 27.0" **(#102078)**

OKEANOS 12'6" x 27.0" (DF)

VERTICAL SW BAG - 12'6" x 30.0" **(#102079)**

BULLET 12'6" x 28.5" (DF + SF)
BULLET 12'6" x 30" (DF)

VERTICAL SW BAG - 14'0" x 24.0" **(#102424)**

ATLANTIS 14'0" x 22.0" (SF)
ATLANTIS 14'0" x 24.0" (SF)
RS 14'0" x 23.0" (SF)
RS 14'0" x 24.5" (SF)

VERTICAL SW BAG - 14'0" x 27.0" **(#102081)**

ATLANTIS 14'0" x 26.0" (SF)
RS 14'0" x 26.0" (SF)

VERTICAL SW BAG - 14'0" x 30.0" **(#102082)**

BULLET 14'0" x 27.5" (DF + SF)
BULLET 14'0" x 30" (DF)

BLADE BAG **(#101928)**

PADDLE BAG **(#101929)**

PADDLE BAG - 3 PCS **(#101930)**



SIC
SANDWICH ISLANDS COMPOSITES

#BOUNDBYWATER

[f facebook.com/sicmaui](https://facebook.com/sicmaui) [i instagram.com/sicmaui](https://instagram.com/sicmaui) [t @sic_mai](https://twitter.com/sic_mai)

**SIC IS DISTRIBUTED WORLD WIDE BY TAHE OUTDOORS
TO LEARN MORE OR BECOME A DEALER PLEASE CONTACT US AT:**

Choppy Water GmbH

Brammersoll 2
24235 Stein | Germany

Ph: +49 (0) 43 43 - 49 46 4-0
E-Mail: info@choppywater.de

www.sicmaui.de

[f facebook.com/GermanySICMaui](https://facebook.com/GermanySICMaui)

[i instagram.com/sic_germany](https://instagram.com/sic_germany)

FOR MORE INFORMATION VISIT OUR WEBSITE AT:

WWW.SICMAUI.DE